

**DEPARTMENT OF REVENUE  
JEFFERSON COUNTY  
Birmingham, Alabama**



**ANNUAL REPORT  
for the Fiscal Year  
October 1, 2022 through September 30, 2023**

**SCOTT MOORE, DIRECTOR  
716 Richard Arrington Jr. Blvd. N  
Birmingham, Alabama 35203**

## TABLE OF CONTENTS

	Page
Message from the Director	1
Summary of Transactions	3
Major Sources of Revenue	
Sales and Use Taxes	4
Special Revenue Sales and Use Taxes	4
Ad Valorem Taxes	5
Automobile Licenses	5
State Gasoline Taxes	5
Lodgings Tax	6
Business Licenses	6
Simplified Sellers Use Tax	6
Beer Tax	7
Alcoholic Beverage Tax	7
State Sales and Use Taxes	7
County Gasoline Taxes	8
Municipal Sales and Use Taxes	8
Driver Licenses	8
Alcoholic Beverage Sales Tax	9
Mandatory Liability Insurance Reinstatement	9
Funds from State of Alabama	9
Television Franchise Tax	10
Auto Rental Tax	10
Collections:	
Collections Summary	12
Ad-Valorem Tax by Tax District	13
Boats	15
Business and Privilege Licenses	16
Conservation and Natural Resources	17
Motor Vehicle Registrations (tags)	20
Other Taxes and Fees	21
Disbursements:	
Disbursement Summary	24
Ad-Valorem Tax by Tax District	26
Beer Tax	28
Gas Tax – County	29
Gas Tax – State	30
Motor Vehicle Registrations (tags)	31
Sales and Use Taxes	33
Special Revenue Sales and Use Taxes	34

Tobacco Tax	35
Disbursement Detail by Payee:	
Disbursement Summary by Groups	36
Detail of Disbursements to State of Alabama	37
Detail of Disbursements to Jefferson County Treasurer	39
Detail of Disbursements to Jefferson County Board of Education	45
Detail of Disbursements to Municipalities	
Adamsville	46
Argo	47
Bessemer	48
Birmingham	49
Brighton	50
Brookside	51
Cardiff	52
Center Point	53
Clay	54
County Line	55
Fairfield	56
Fultondale	57
Gardendale	58
Graysville	59
Helena	60
Homewood	61
Hoover	62
Hueytown	63
Irondale	64
Kimberly	65
Lake View	66
Leeds	67
Lipscomb	68
Maytown	69
Midfield	70
Morris	71
Mountain Brook	72
Mulga	73
North Johns	74
Pinson	75
Pleasant Grove	76
Sumiton	77
Slyvan Springs	78
Tarrant	79
Trafford	80
Trussville	81
Vestavia Hills	82
Warrior	83
West Jefferson	84

Detail of Disbursements to Municipal Boards of Education	
Bessemer Board of Education	85
Birmingham Board of Education	86
Fairfield Board of Education	87
Homewood Board of Education	88
Hoover Board of Education	89
Leeds Board of Education	90
Midfield Board of Education	91
Mountain Brook Board of Education	92
Tarrant Board of Education	93
Trussville Board of Education	94
Vestavia Hills Board of Education	95
Detail of Disbursements to Birmingham-Jefferson Civic Center Authority	96
Detail of Disbursements to Other Agencies	97
Jefferson County and Municipalities Population	98

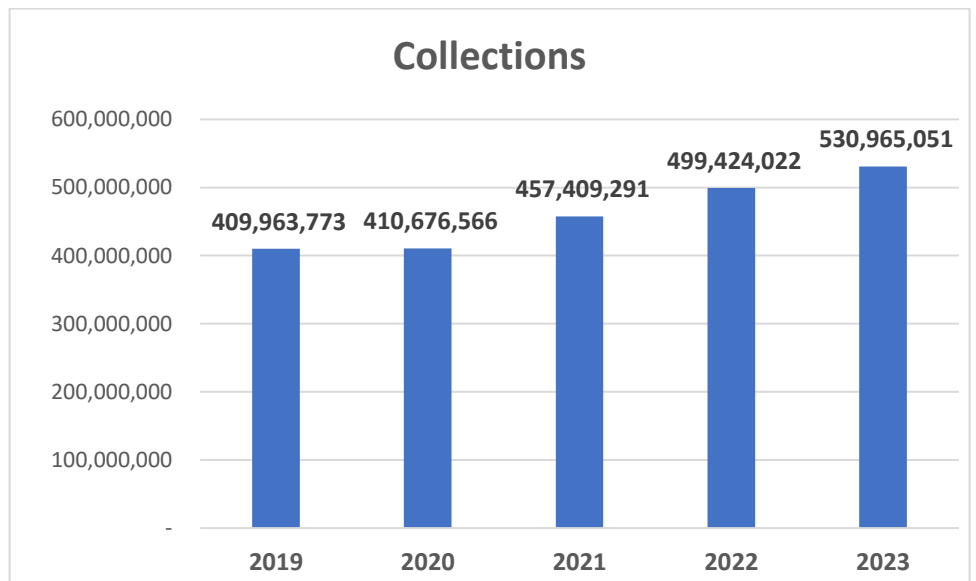
# Message from the Director

Honorable Citizens of Jefferson County:

The Jefferson County Department of Revenue provides several essential services to the citizens of Jefferson County and the businesses operating within Jefferson County. The services provided are summarized as follows:

- registration of motor vehicles and boats
- issuing State of Alabama and Jefferson County business licenses
- renewing and replacing drivers licenses
- issuing hunting and fishing licenses
- issuing disability access parking placards
- administering various taxes
- distributing revenue collections to Jefferson County, the State of Alabama, cities, towns, school boards, fire districts and other agencies in accordance with applicable laws.

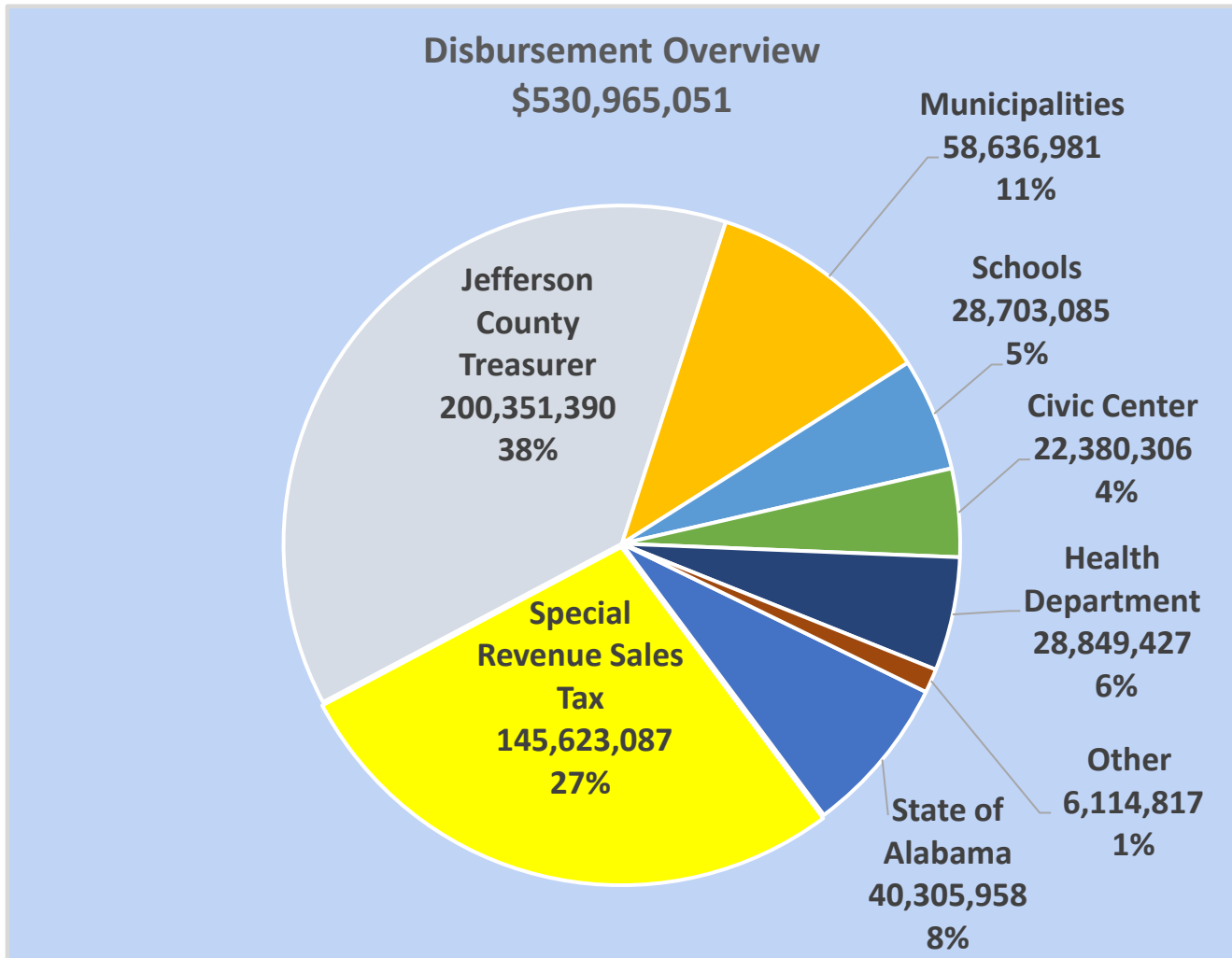
This fiscal year the Department of Revenue saw an increase in total revenue collections of approximately 6% over the prior fiscal year. We have worked diligently to maximize revenue collections and provide essential services to citizens. There have been many challenges in recent years but we are pleased to report total revenue collections have steadily increased and essential services have not been interrupted.



This increase in collections was attributable to our efforts to modernize operations along with inflationary economic conditions. Citizens and businesses can utilize the internet to renew motor vehicle registrations as well as file and pay sales and use taxes, special revenue sales and use taxes, certain alcoholic beverage taxes, motor fuel taxes, automobile rental taxes and lodgings taxes. Leveraging current technology was key to increasing our revenue collection. The final 2023 budget provided 164 full time positions within the Department for the fiscal year.

The Department of Revenue uses a cash basis of accounting. Monies collected in one month are disbursed the following month according to requirements of the enabling legislation. Approximately 19% of this year's collections were paid to the Jefferson County Treasurer and deposited directly into the County's General Fund to be used for County services, general government, public safety, community services and other items. Another 19% of current collections were paid to the Jefferson County Treasurer and

deposited into other funds of the County to include the Indigent Care Fund, Road Fund, Bridge and Public Building Fund and the Sanitary Fund. Approximately 35% of current collections were disbursed directly to outside agencies to include the State of Alabama, cities, towns, school boards, fire districts and other agencies. Collections of Special Revenue Sales and Use Taxes are required to be transferred to the Jefferson County Special Revenue Sales Tax Account which is disbursed annually by the Jefferson County Department of Finance in accordance with State law. Special Revenue Tax collections amounted to 27% of total collections this year. The Department of Finance makes final distribution from the Jefferson County Special Revenue Sales Tax Account to support some of Jefferson County’s debt service obligations and provide revenue to: Jefferson County’s General Fund, the Jefferson County Limited Obligation Debt Service, the Jefferson County Community Service Fund, the Birmingham-Jefferson County Transit Authority, and the Birmingham Zoo.



We hope you find the information contained in this Annual Report informative and beneficial. While every attempt to provide accurate information was made, please keep in mind these are unaudited figures which may be adjusted in the future if an error is discovered in this publication. Questions can be addressed to the Jefferson County Department of Revenue’s Accounting Division at (205) 325-5192.

*Scott Moore*

SCOTT MOORE, DIRECTOR

# TRANSACTIONS PROCESSED

The Department processed over 1,600,000 transactions this fiscal year. The total number of transactions decreased slightly from the prior year because the 2021-2022 transactions included a significant number of deferred transactions from the COVID-19 pandemic period during 2019-2020.

## COMPARISON OF TRANSACTIONS PROCESSED

Number of Items Issued For:	2021 - 2022	2022 - 2023	Variance
Automobile Licenses (tags)	682,883	683,107	1%
Automobile Transfers	19,433	19,656	1%
County Business Licenses (JCBL & JCBL fees)	24,002	23,267	-3%
Disability Access Parking Decals	53,236	21,851	59%
Driver Licenses	57,440	62,252	8%
Hunting, Fishing & Boat Licenses	11,075	10,388	-6%
State Privilege Licenses	26,957	24,161	-10%
Tax Returns Processed	418,576	459,114	10%
Tax Payments Processed	318,866	317,355	-1%
Temporary Tags	245	189	-23%
Title Applications	54,937	54,688	-1%
Total Transactions	1,667,650	1,638,159	-2%

### **Footnote:**

All Disability Access Parking Decals are up for recertification once every five years which creates large variances. The State of Alabama began issuing drivers licenses during Fiscal Year 2023 which affected the number of drivers licenses issued by Jefferson County.

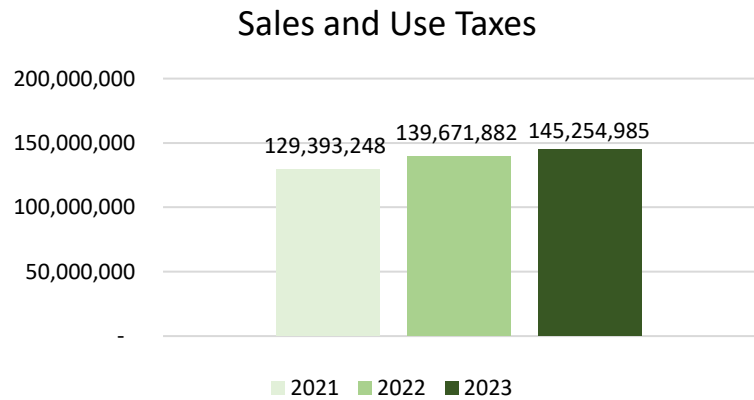
# MAJOR SOURCES OF REVENUE

The Jefferson County Department of Revenue collects revenue from administering motor vehicle registrations, multiple taxes, licenses, permits and fees. The revenue collections are grouped into 32 different classifications for this report and are detailed later in this report. The following list shows the sources of revenue with an annual collection of one million dollars or more.

- |                                     |   |
|-------------------------------------|---|
| Sales and Use Taxes                 | Alcoholic Beverage Tax                      |
| Special Revenue Sales and Use Taxes | State Sales and Use Taxes                   |
| Ad Valorem Taxes                    | County Gasoline Taxes                       |
| Automobile Licenses                 | Municipal Sales and Use Taxes               |
| State Gasoline Taxes                | Driver Licenses                             |
| Lodgings Tax                        | Alcoholic Beverage Sales Tax                |
| Business Licenses                   | Mandatory Liability Insurance Reinstatement |
| Simplified Sellers Use Tax          | Television Franchise Tax                    |
| Beer Tax                            | Auto Rental Tax                             |

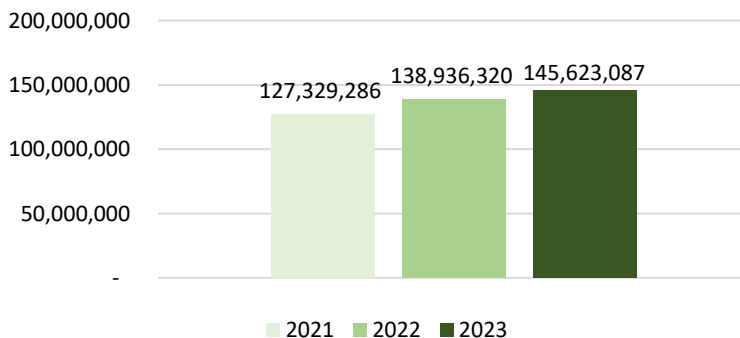
## Sales and Use Taxes

Sales Tax is a tax on the gross proceeds of sales of taxable items for consumption or other use to consumers within Jefferson County (except as specifically exempted by law) and the gross receipts from conducting or operating public places of amusement or entertainment. Use Tax is an excise tax on tangible personal property purchased outside Jefferson County for storage, use, or other consumption in Jefferson County.



## Special Revenue Sales and Use Taxes

Special Revenue Sales and Use Taxes



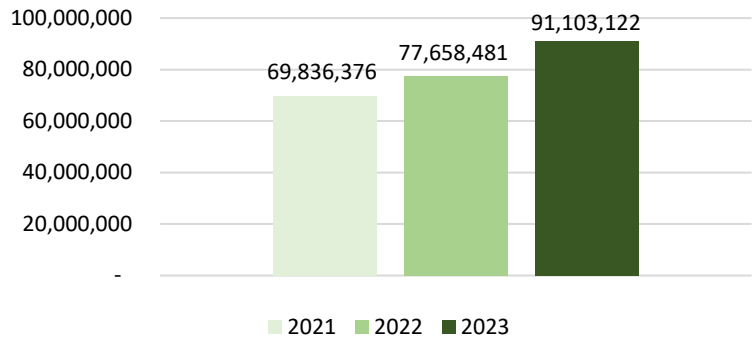
Special Revenue Tax is a separate but parallel tax to the County's regular sales and use taxes. The tax basis for the Special Revenue Tax is the same basis as the Sales and Use taxes detailed above.



## Ad Valorem Taxes

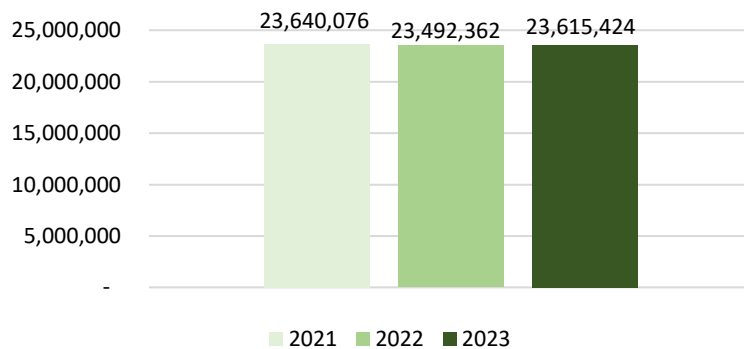
Ad Valorem Tax is a property tax based on the value of real and personal property. The Department of Revenue collects ad valorem tax as part of the automobile registration process. All automobiles and pickup trucks are subject to ad valorem taxes. Automobiles and pickup trucks under lease-purchase option agreements are also subject to ad valorem taxes.

Ad-Valorem Tax Collections



## Automobile Licenses & Temporary Tags

Automobile Licenses & Temporary Tags

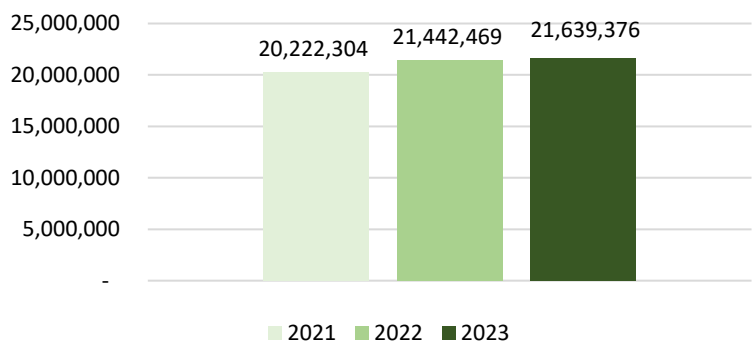


Motor vehicle registrations have several fees that are retained by the County. These fees include registration fees, mail fees, temporary tag fees, and other various fees related to motor vehicle registrations.

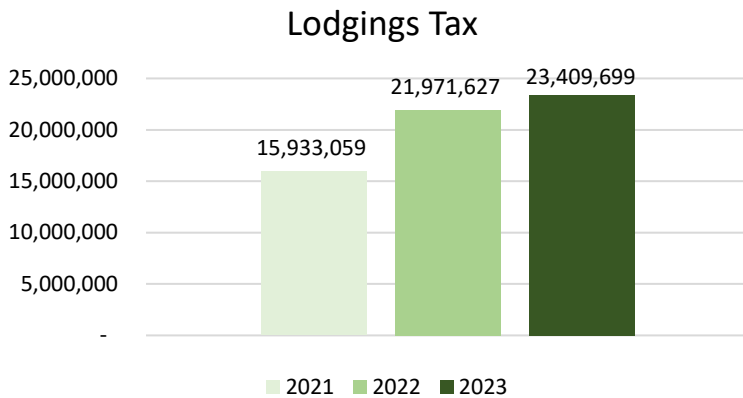
## State Gasoline Taxes

The State of Alabama has multiple tax levies (4-cent, 5-cent, 7-cent and 10-cent) on gasoline and diesel fuel sold at the terminal rack, imported into the State of Alabama, or blended with a motor fuel product. The Alabama Department of Revenue collects these taxes and remits Jefferson County's portion to the Jefferson County Department of Revenue. This is a separate tax from Jefferson County's motor fuel tax.

State Gasoline Taxes



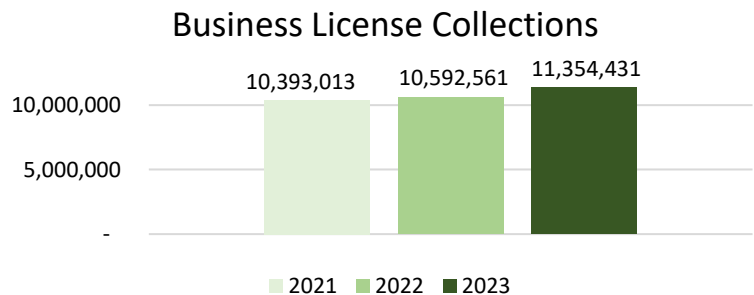
## Lodgings Tax



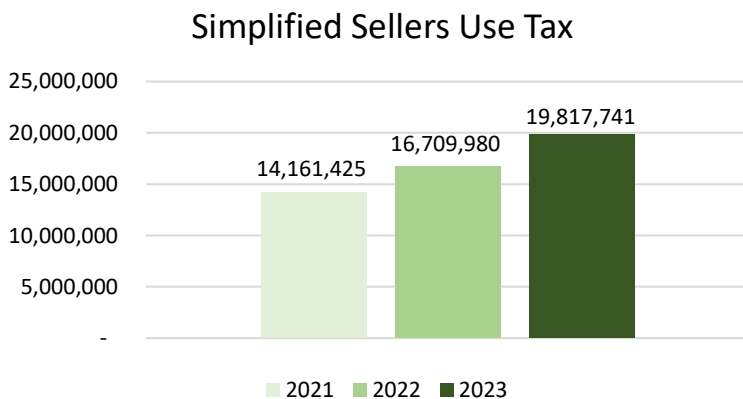
Lodgings (Transient Occupancy) Tax is a privilege or license tax on renting rooms, lodgings, or accommodations to transients in any hotel, motel, inn, tourist camp, or cabin, except where accommodations are furnished for a period of 180 continuous days or more.

## Business Licenses

This is the revenue derived from the issuance of Jefferson County's business licenses as well as the County's portion of the issuance of State privilege licenses, State store licenses, and municipal real estate licenses.



## Simplified Sellers Use Tax

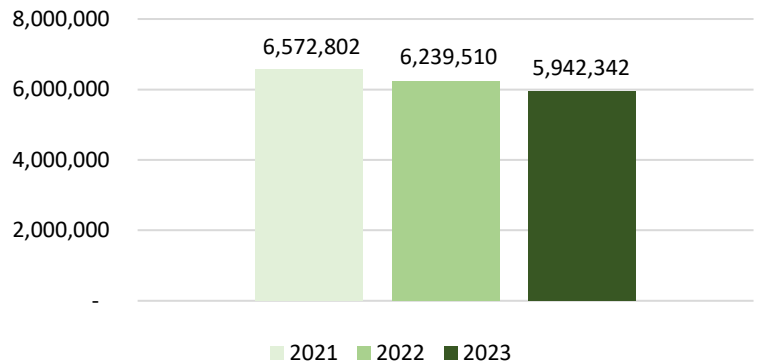


Simplified Sellers Use Tax is a State of Alabama Tax on the gross proceeds of sales of tangible personal property from eligible sellers located outside of Alabama selling into the state. Alabama offers a flat statewide tax with no additional local tax collection authority. The Alabama Department of Revenue collects these taxes and remits Jefferson County's portion to the Jefferson County Department of Revenue. In addition to traditional sales, this tax catches most online sales that would otherwise escape local sales and use tax collection.

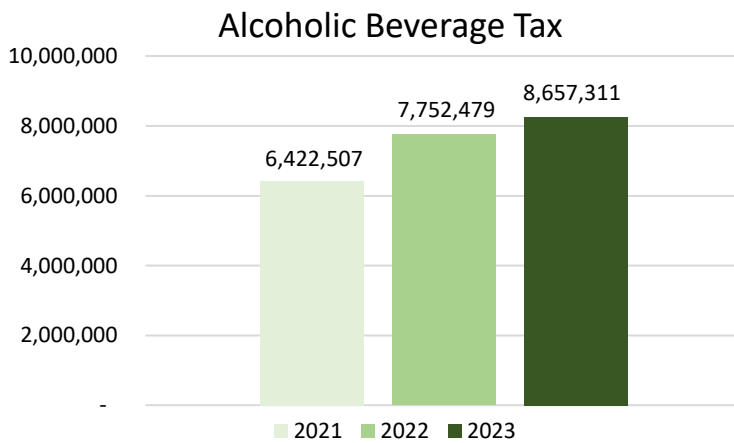
## Beer Tax

Beer tax is a privilege or excise tax on every person licensed by the Alcoholic Beverage Control Board who sells, stores, or receives for the purpose of distribution, to any person, firm, corporation, club, or association within the Jefferson County any beer, lager beer, ale, porter, malt or brewed beverage, or similar fermented malt liquor.

### Beer Tax Collections



## Alcoholic Beverage Tax

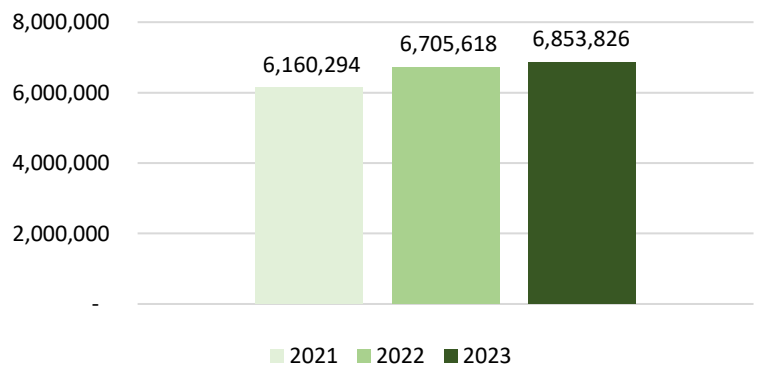


Alcoholic Beverage (Liquor) Tax is a license tax on the total gross receipts derived from the sales of alcoholic, spirituous, vinous or fermented liquor sold at retail in Jefferson County. Taxable liquors include, but are not limited to, whiskey, gin, brandy, rum, vodka, cocktails, mixed drinks and all other alcoholic beverages. Wine, beer and malted beverage sales are excluded from this tax.

## State Sales and Use Taxes

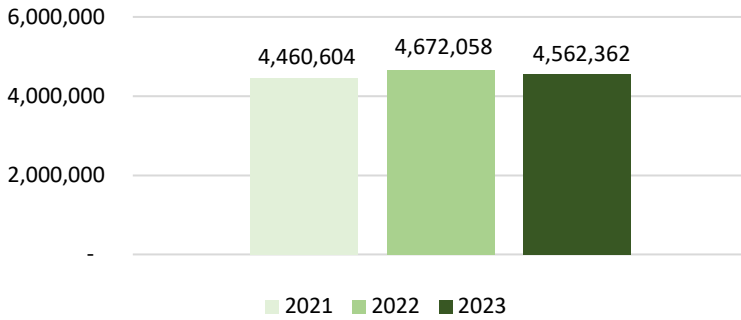
As part of the registration process for automotive vehicles, motorboats, truck trailers, trailers, semitrailers, travel trailers and manufactured homes; the Jefferson County Department of Revenue is required to collect casual sales and use taxes from isolated sales by persons not engaged in the business of selling.

### State Sales and Use Taxes



# County Gasoline Taxes

### County Gasoline Tax Collections

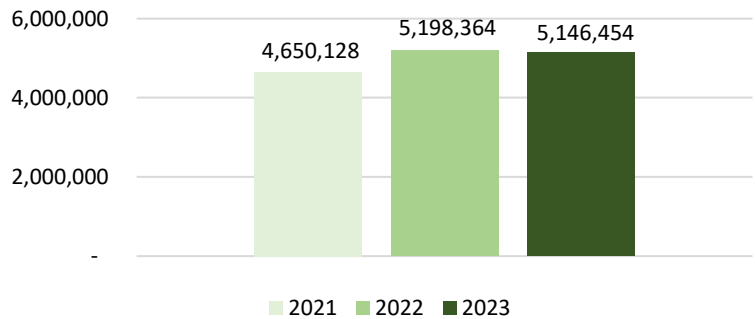


County Gasoline Tax is an excise or license tax based on the number of gallons of gasoline, diesel or other motor fuels sold, distributed, stored, delivered or withdrawn from storage within Jefferson County.

# Municipal Sales and Use Taxes

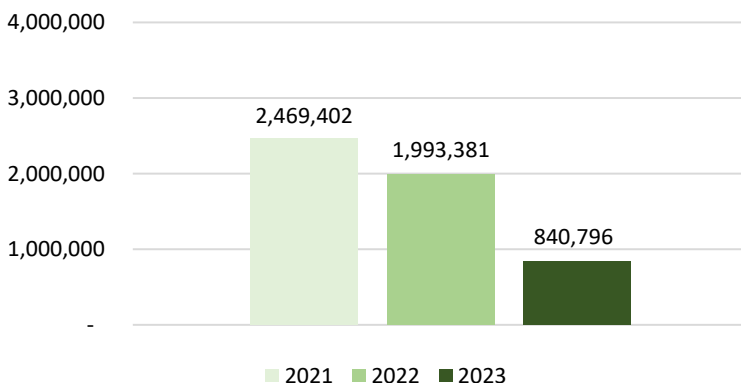
As part of the registration process for automotive vehicles, motorboats, truck trailers, trailers, semitrailers, travel trailers and manufactured homes; the Jefferson County Department of Revenue is required to collect casual sales and use taxes from isolated sales by persons not engaged in the business of selling. If the purchaser lives within a municipality, tax is collected at the appropriate rate for the city or town.

### Municipal Sales and Use Taxes



# Driver Licenses

### Driver Licenses Collections

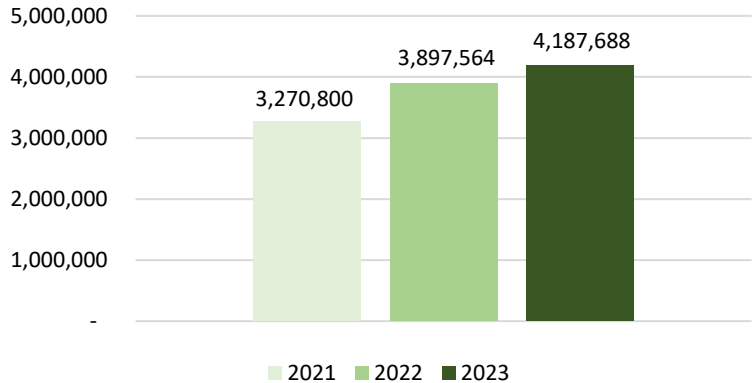


Driver license collections are the total fees charged when issuing driver license renewals, replacements, and name or address changes.

# Alcoholic Beverage Sales Tax

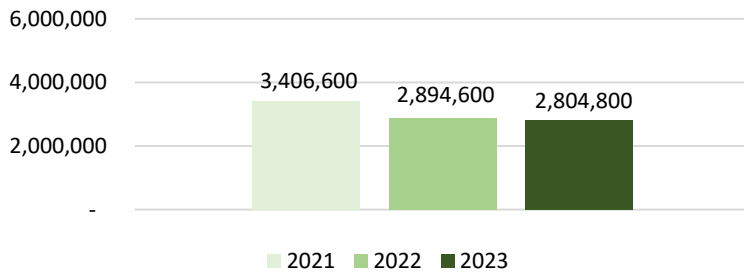
Alcoholic beverage sales tax is an additional sales tax on alcoholic beverages sold from restaurants that are licensed by the Alcoholic Beverage Control Board. This tax applies to beer and hard liquor but does not apply to table wine.

Alcoholic Beverage Sales Tax Collections



# Mandatory Liability Insurance Reinstatement

Mandatory Liability Insurance Reimstatement

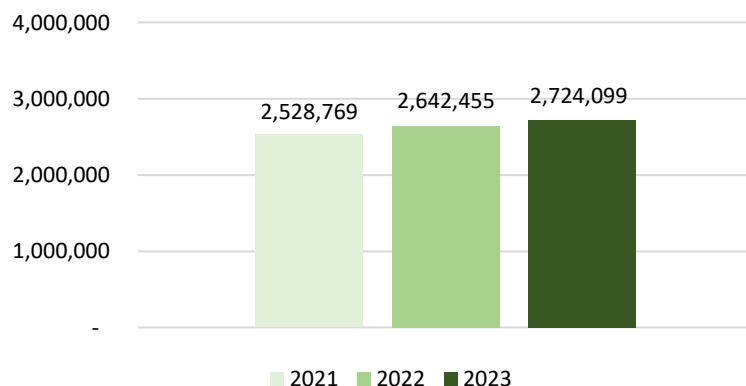


If it is determined that a vehicle was not insured in accordance with the Mandatory Liability Insurance law, the Alabama Department of Revenue will suspend the motor vehicle registration. The Jefferson County Department of Revenue will reinstate the registration upon presentation of proof of current liability insurance and payment of the required fees.

# Funds from State of Alabama

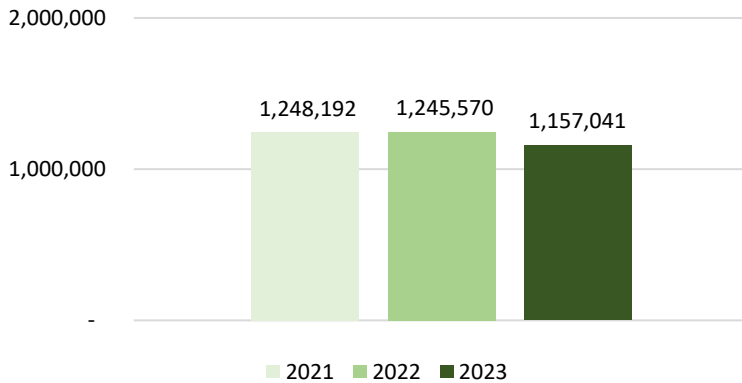
The State of Alabama disburses various taxes and fees to Jefferson County. These include Additional Motor Vehicle License taxes, Additional Motor Vehicle fees, International Registration Plan (IRP) fees, Additional Excise Tax, Petroleum Inspection fees and refunds of Tobacco Tax discounts allowed and tobacco tax administrative expenses.

Funds from State of Alabama



# Television Franchise Tax

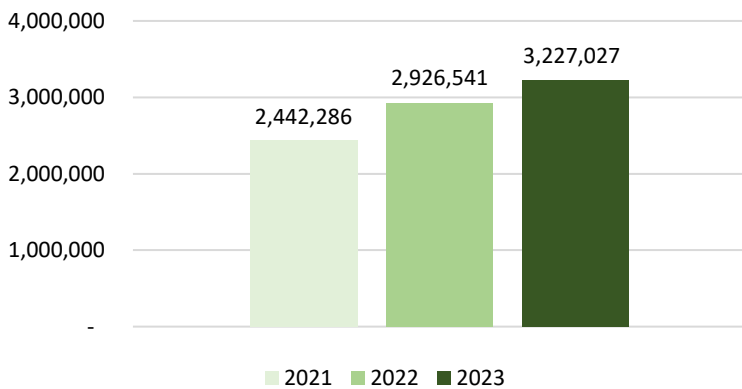
## Television Franchise Fee Collections



Television franchise tax is a license tax on the gross revenue of cable television franchise holders that have been granted franchises by the County to install poles or conduits within the boundary lines of public roads, highways or right of ways within the unincorporated areas of the County.

# Auto Rental Tax

## Auto Rental Tax Collections



The Auto Rental Tax is a tax on the short term lease or rental of passenger automotive vehicles.

**THIS PAGE INTENTIONALLY LEFT BLANK.**

# COLLECTIONS SUMMARY

Tax Type	2021 - 2022	2022 - 2023	Variance
Ad-Valorem Tax	\$77,658,481	\$91,103,122	17%
Alcoholic Beverage Tax	7,752,479	8,657,311	12%
Alcoholic Beverage Sales Tax - 3%	3,897,197	4,187,688	7%
Automobile Registrations & Temp Tags	23,491,825	23,615,426	1%
Automobile Transfers & Penalties	73,890	72,250	-2%
Automotive Rental Tax	2,926,541	3,227,027	10%
Beer Tax	6,239,510	5,942,342	-5%
Boat Licenses	259,118	254,261	-2%
Business Licenses	10,592,561	11,354,431	7%
Conservation License - Hunting & Fishing	29,035	25,864	-11%
County Gasoline Tax	4,672,058	4,562,362	-2%
Driver Licenses	1,993,381	840,796	-58%
Electric Car Tax	330,292	493,250	49%
Funds from State	2,642,455	2,724,099	3%
Lodgings Tax	21,971,626	23,409,699	7%
Mandatory Liability Insurance	2,894,600	2,804,800	-3%
Manufactured Homes - Fees & Permits	49,673	54,892	11%
Miscellaneous Fees	157,208	325,913	107%
Municipal Sales & Use Tax - Auto & Boats	5,198,364	5,146,454	-1%
Rideshare Tax	15,693	19,813	26%
Sales & Use Tax	139,671,882	145,254,985	4%
Simplified Sellers Use Tax	16,709,980	19,817,741	19%
Special Common Carrier (Bus) License	11,452	7,759	-32%
Special Revenue Sales Tax	138,936,320	145,623,073	5%
State Gasoline Tax	21,442,469	21,639,376	1%
State Sales & Use Tax - Auto & Boats	6,705,618	6,853,826	2%
T. V. Franchise Tax	1,245,570	1,157,041	-7%
Title Fees	942,091	944,716	1%
Tobacco Tax	884,046	815,611	-8%
Wine Tax	27,873	29,123	4%
<b>TOTAL COLLECTIONS</b>	<b>\$ 499,424,022</b>	<b>\$ 530,965,051</b>	<b>6%</b>



# AD VALOREM TAX

## Total of Assessed Values Countywide

	<u>2021-2022</u>	<u>2022-2023</u>	<u>Variance</u>
Ad-Valorem Tax valuation: Current year plus delinquent (escape) tags processed	\$1,137,186,680	\$1,334,218,020	17%

## Ad Valorem Tax Collections by Tax District

October 1, 2022 through September 30, 2023

<u>Tax District</u>	<u>Amount</u>
State 6.5 mill	\$ 8,462,661
Jefferson County 13.5 mills	17,835,610
Jefferson County School District 5.1 mill	2,220,285
Jefferson County School District 8.8 mill	3,831,046
Jefferson County School District 5.0 mill	2,176,730
Jefferson County School District 3.0 mill	1,306,038
Jefferson County School District 8.2 Co-Wide	3,919,766
Adamsville 10.6 mill	93,917
Argo 5.0 mill	720
Bessemer 35.1 mill	1,876,462
Bessemer School District 5.4 mill	288,686
Bessemer School 8.2 Co-Wide	318,221
Birmingham 28.5 mill	10,538,245
Birmingham School District 15.8 mill	5,841,554
Birmingham School 8.2 Co-Wide	2,274,713
Brighton 9.6 mill	20,673
Brookside 9.6 mill	12,990
Cardiff 5.0 mill	539
Center Point 5.0 mill	115,074
Clay 5.0 mill	77,292
County Line 5.0 mill	742
Fairfield 20.4 mill	241,243
Fairfield School District 25.9 mill	306,562
Fairfield School District 8.2 Co-Wide	170,757
Fultondale 5.0 mill	90,394
Gardendale 10.0 mill	346,798
Graysville 8.2 mill	30,515
Helena 5.0 mill	37,797
Homewood 31.7 mill	1,730,044
Homewood School District 15.1 mill	824,042
Homewood School District 8.2 Co-Wide	472,810
Hoover 30.5 mill	4,471,740
Hoover School District 13.9 mill	2,038,592

# Ad Valorem Tax Collections by Tax District

October 1, 2022 through September 30, 2023

Hoover School District	8.2 Co-Wide	\$ 1,068,692
Hueytown	10.0 mill	278,801
Irondale	6.5 mill	217,328
Kimberly	12.5 mill	119,601
Lake View	5.0 mill	1,426
Leeds	9.2 mill	173,847
Leeds School District	21.9 mill	414,023
Leeds School District	8.2 Co-Wide	205,606
Lipscomb	9.8 mill	10,020
Maytown	5.0 mill	1,426
Midfield	37.8 mill	131,085
Midfield School District	30.5 mill	167,905
Midfield School District	8.2 Co-Wide	112,207
Morris	6.5 mill	36,674
Mountain Brook	46.7 mill	3,411,240
Mountain Brook School District	34.1 mill	2,491,667
Mountain Brook School District	8.2 Co-Wide	495,002
Mulga	7.0 mill	10,310
North Johns	7.0 mill	579
Pleasant Grove	30.0 mill	543,073
Sumiton	6.0 mill	188
Sylvan Springs	7.0 mill	32,049
Tarrant	17.0 mill	257,736
Tarrant School District	11.2 mill	169,936
Tarrant School District	8.2 Co-Wide	147,579
Trafford	5.0 mill	3,389
Trussville	12.0 mill	197,760
Trussville School District (to city)	7.0 mill	276,864
Trussville School District	21.9 mill	866,391
Trussville School District	8.2 Co-Wide	493,546
Vestavia	49.3 mill	3,854,762
Vestavia School District	15.1 mill	1,180,536
Vestavia School District	8.2 Co-Wide	785,204
Warrior	8.0 mill	46,832
<b>SUBTOTAL AD-VALOREM TAX COLLECTED BY JEFFERSON COUNTY</b>		<b>\$ 90,176,542</b>
COUNTY AD-VALOREM TAX COLLECTED BY MUNICIPALITIES ISSUING TAGS		926,580
<b>TOTAL AD-VALOREM TAX COLLECTED</b>		<b>\$ 91,103,122</b>

# BOAT REGISTRATIONS AND COLLECTIONS

October 1, 2022 through September 30, 2023

Types	# of Registrations	Amount Collected
Class I < 16 ft	2,476	\$ 61,825
Class II 16 ft to less than 26 ft	5,785	173,400
Class III 26 ft to less than 40 ft	124	9,920
Class IV 40ft and greater	21	1,995
Transfers	1,055	5,275
Replacements	221	1,095
Mail Fees		751
<b>Total Boat Licenses</b>	<b>9,682</b>	<b>\$ 254,261</b>
<b>Reconciling Items</b>		
Specialty Boat License	0	0
<b>Total Collections for Boat License</b>	<b>9,682</b>	<b>\$ 254,261</b>

# BUSINESS AND PRIVILEGE LICENSE COLLECTIONS

October 1, 2022 through September 30, 2023

## STATE OF ALABAMA LICENSES

<b>Total State Privilege Licenses</b>	<b># of Licenses Issued</b>	<b>17,462</b>	<b>\$ 1,839,109</b>
<b>Store Licenses</b>	<b># of Licenses Issued</b>	<b>6,699</b>	
State			\$ 155,215
Issuance Fees			16,636
Penalty			5,853
Interest			316
Citation - State			0
Citation - County			35
Mail Fees			1,353
<b>Total Single Store Licenses</b>			<b>\$ 179,408</b>

## JEFFERSON COUNTY LICENSES

<b>County Ordinance No. 1801</b>	<b># of Licenses Issued</b>	<b>23,267</b>	<b>\$ 9,251,009</b>
<b>County Ordinance No. 1801 - Fees</b>			<b>\$ 68,350</b>
<b>Other County Ordinances</b>			<b>\$ 719</b>

## MUNICIPAL LICENSES

<b>Municipal Real Estate</b>	<b># of Licenses Issued</b>	<b>627</b>	<b>\$ 15,836</b>
<b>TOTAL BUSINESS LICENSE COLLECTIONS</b>			<b>\$ 11,354,431</b>

# CONSERVATION AND NATURAL RESOURCES ISSUANCE AND COLLECTIONS

**October 1, 2022 through September 30, 2023**

<b><u>HUNTING LICENSES (RESIDENT)</u></b>	<b># of</b>	<b>Amount</b>
Res Hunting - All Game	60	\$ 1,866
Res Hunting - Small Game	2	42
Physically Disabled Resident Hunting Annual License (100% SSA disability)	40	275
Disabled Military Veteran's Appreciation Hunting License (50% or more disabled)	0	0
Disabled Military Veteran's Appreciation Hunting License (50% -99% disabled)	8	129
Disabled Military Veteran's Appreciation Hunting License (100% VA disabled)	14	47
Res Wildlife Management Area License	25	518
Res Bait Privilege License (WT Deer/Feral Swine - corn and other bait)	114	1,907
Res Nighttime Feral Swine / Coyote Hunting License-100% Physically Disabled Hunt	4	4
Res Nighttime Feral Swine / Coyote Hunting License-100% Disabled Military VA Hunt	3	3
Res 65 Plus State Duck Stamp	1	11
Res Exempt 100% Physical Disabled Hunting License VA	2	7
Res 64 All Game Hunting	7	216
Round Up for Shooting Sports	75	1
Round Up for Wildlife Research	250	3
Donation for Wildlife Research	5	5
Comm Fowl Hunt Preserve-Exempt	1	602
Res 65 Plus All Game Hunting	1	30
<b>Total</b>	<b>612</b>	<b>\$ 5,666</b>

<b><u>FISHING LICENSES (RESIDENT)</u></b>	<b># of</b>	<b>Amount</b>
Res Fishing Saltwater Pier	4	\$ 27
Res Saltwater Fishing	16	438
Disabled Military Veterans Appreciation Saltwater Fishing (20% or more Disabled)	16	54
Physically Disabled Resident Saltwater Annual License	23	75
Disabled Military Veteran's Appreciation Freshwater Fishing (20% or more disabled)	34	114
Physically Disabled Resident Freshwater Annual License	70	224
Res Freshwater Fishing	218	3,356
Res SW Reef Fish Endorsement	6	60
Res Freshwater Commercial	5	595
Res 64 Freshwater Fishing	14	215
Res 64 Saltwater Fishing	1	29
Optional Res 65 Plus Freshwater Fishing	3	45
Optional Res 65 Plus Saltwater Fishing	1	27
Donation for Freshwater Fisheries Research	3	3
Round Up for Freshwater Fisheries Research	450	5
Round Up for Saltwater Fisheries Research	195	2
<b>Total</b>	<b>1059</b>	<b>\$ 5,269</b>

# CONSERVATION AND NATURAL RESOURCES ISSUANCE AND COLLECTIONS

October 1, 2022 through September 30, 2023

## FISHING LICENSES (NONRESIDENT)

	# of	Amount
NR Freshwater Trip 7-days	1	\$ 31
NR Freshwater Annual	7	390
<b>Total</b>	<b>8</b>	<b>\$ 421</b>

## SPECIALITY LICENSES

	# of	Amount
Wildlife Heritage	2	\$ 25
State Duck Stamp	3	35
e-Federal Duck Stamp (45-Day Temporary Stamp)	1	28
Harvest Information Program (HIP)	30	0
Game Check H.E.L.P. Number	1	0
Res Fur Catchers (>90 days residency requirement)	26	640
Res Fur Catchers (<90 days residency requirement)	1	223
Fish Baskets (Wire Baskets)	7	14
Saltwater Angler Registry	1	0
Res 65 Plus Wildlife Management Area License	2	42
Res 65 Plus Harvest Information Program (HIP)	7	0
Durable Card	175	875
All Access Sportsman's Package	1	0
All Access Fishing Package	3	0
All Access Hunting Package	3	0
<b>Total</b>	<b>263</b>	<b>\$ 1,882</b>

## LIFETIME LICENSES (RESIDENT)

	# of	Amount
Lifetime State Duck Stamp (< 2)	1	\$ 169
Lifetime State Duck Stamp (12-49)	1	259
Lifetime Hunting (< 2)	2	767
Lifetime Hunting (2-11)	1	511
Lifetime Freshwater Fishing (12-49)	1	320
Lifetime Freshwater Fishing (50+)	4	768
Lifetime Hunting / Freshwater Fishing (<2)	4	2,343
Lifetime Hunting / Freshwater Fishing (2-11)	3	1,915
Lifetime Hunting / Freshwater Fishing (12-49)	1	893
Lifetime Freshwater / Saltwater Fishing (12-49)	1	1,339
Senior Lifetime Hunting/Fresh/Saltwater Fishing	2	70
Lifetime Disabled Vet Hunting (100%) (16-49)	1	50
Lifetime Disabled Vet Hunting (100%) (50+)	1	29
Lifetime Disabled Vet Hunting (100%)/Freshwater Fishing (20%+) (12-49)	2	296
Lifetime Disabled Vet Hunting (100%)/Freshwater Fishing (20%+) (50+)	3	256
Lifetime Disabled Vet Hunting (100%)/Fresh/Salt Fishing (20%+) (12-49)	1	115

# CONSERVATION AND NATURAL RESOURCES ISSUANCE AND COLLECTIONS

**October 1, 2022 through September 30, 2023**

Lifetime Disabled Vet Hunting (100%)/Fresh/Salt Fishing (20%+) (50%)	3	236
Lifetime Disabled Vet Hunting (40%) (12-49)	2	127
Lifetime Disabled Vet Hunting (40%) (50%+)	2	62
Lifetime Disabled Vet Hunting (40%)/Freshwater Fishing (20%+) (12-49)	3	327
Lifetime Disabled Vet Hunting (40%+)/Freshwater Fishing (20%+) (50%)	2	182
Lifetime Disabled Vet Hunting (40%+)/Fresh/Salt Fishing (20%+) (12-49)	3	492
Lifetime Disabled Vet Hunting (40%-99%)/Fresh/Salt Fishing (20%+) (50+)	2	182
Lifetime Disabled Vet Freshwater Fishing (20%+) (12-49)	6	301
Lifetime Disabled Vet Freshwater Fishing (20%+) (50+)	6	173
Lifetime Disabled Vet Freshwater/Saltwater Fishing (20%+) (50+)	2	113
Lifetime Wildlife Heritage	1	256
Lifetime License Replacement	15	75
<b>Total</b>	76	<b>\$ 12,626</b>
 <b>Grand Total Hunting &amp; Fishing Licenses</b>	 2018	 <b>\$ 25,864</b>

# COLLECTIONS FROM MOTOR VEHICLE REGISTRATIONS

October 1, 2022 through September 30, 2023

Adamsville	\$ 98,455
Argo	985
Bessemer	600,025
Birmingham	3,406,859
Brighton	28,800
Brookside	14,069
Cardiff	989
Center Point	236,549
Clay	116,421
County Line	1,716
Fairfield	125,815
Fultondale	160,357
Gardendale	242,438
Graysville	47,620
Helena	43,073
Homewood	318,479
Hoover	880,791
Hueytown	268,623
Irondale	263,516
Jefferson County	1,689,853
Kimberly	57,990
Lake View	2,502
Leeds	152,545
Lipscomb	13,220
Maytown	2,659
Midfield	62,279
Morris	38,358
Mountain Brook	272,237
Mulga	17,065
North Johns	887
Pinson	125,994
Pleasant Grove	154,299
Sumiton	192
Sylvan Springs	52,299
Tarrant	162,370
Trafford	7,434
Trussville	236,156
Vestavia	391,730
Warrior	57,561
West Jefferson	4,829
State of Alabama (Additional Tag Money)	7,780,256
Disabled Veteran Tags	10,885
Manufacturing Cost	74,853
Prestige Tag Fees	4,059,993
Replacement Tags	6,708
Fees, Citations and Mail Fees	1,324,217
Temporary Tag Fees	473
<b>Total</b>	<b>\$ 23,615,424</b>



## COLLECTIONS OF VARIOUS TAXES AND FEES

<b>ALCOHOLIC BEVERAGE TAX</b>		<b>\$ 8,657,311</b>
<b>ALCOHOLIC BEVERAGE SALES TAX - 3%</b>		<b>\$ 4,187,688</b>
<b>AUTOMOBILE TRANSFERS</b>		<b>\$ 24,732</b>
<b>AUTOMOBILE TRANSFERS - PENALTY</b>		<b>\$ 47,518</b>
<b>AUTOMOTIVE RENTAL TAX</b>		<b>\$ 3,227,027</b>
<b>BAD CHECK FEES</b>		
Alcoholic Beverage Tax		\$ 420
Additional Beverage Sales Tax - Alcoholic 3%		124
Beer Tax		0
County Gasoline		0
Lodgings Tax		120
Privilege License		0
Sales & Use Tax		6,043
Special Revenue Sales & Use Tax		5,639
Tobacco Tax		30
		<b>\$ 12,376</b>
<b>BEER TAX</b>		<b>\$ 5,942,342</b>
<b>DRIVER LICENSES</b>		
	<u># of Items</u>	<u>Amount</u>
Class A, B, C & School Bus - New / Renew	72	\$ 27,024
Class D & M - New / Renew	4,567	733,773
Class V - New / Renew	1	109
Class A, B, C, D, V & School Bus - Duplicate		
ID New/Renew, Duplicate, Disabled & Over 62	645	76,795
Exam Fee	163	3,095
<b>Total Driver Licenses</b>	<b>5,448</b>	<b>\$ 840,796</b>
<b>ELECTRIC CAR TAX</b>		<b>\$ 493,250</b>

# COLLECTIONS OF VARIOUS TAXES AND FEES

<b>FUNDS FROM STATE OF ALABAMA</b>		<u>Amount</u>
7% Auto License		\$ 769,238
Additional Auto License		1,354,750
Additional Excise Tax		38,188
International Registration Plan (IRP)		328,871
Petroleum Inspection Fees		116,079
Tobacco Tax Discount Reimbursement		116,973
		<b>\$ 2,724,099</b>
<b>GAS TAX – COUNTY</b>		
	<u>Gallons</u>	<u>Taxes</u>
Gallons / Taxes	456,038,600	\$ 4,560,386
Penalties		1,976
		<b>\$ 4,562,362</b>
<b>GAS TAX – STATE</b>		
	<b>STATE GASOLINE TAX .04</b>	\$ 4,549,761
	<b>STATE GASOLINE TAX .05</b>	2,247,715
	<b>STATE GASOLINE TAX .07</b>	7,866,998
	<b>STATE GASOLINE TAX .10</b>	6,974,902
<b>GAS TAX – STATE TOTAL</b>		<b>\$ 21,639,376</b>
<b>LODGINGS TAX</b>		<b>\$ 23,409,699</b>
<b>MANDATORY LIABILITY INSURANCE</b>		<b>\$ 2,804,800</b>
<b>MANUFACTURED HOME FEES AND PERMITS</b>		<b>\$ 54,892</b>
<b>MISCELLANEOUS FEES</b>		<b>\$ 325,913</b>
<b>MUNICIPAL SALES &amp; USE TAX - AUTO</b>		<b>\$ 5,007,067</b>
<b>MUNICIPAL SALES &amp; USE TAX - BOATS</b>		<b>\$ 139,387</b>
<b>RIDESHARE TAX</b>		<b>\$ 19,813</b>
<b>SALES AND USE TAX</b>		
Regulation A		\$ 1,839,549
Sales Tax		110,675,513
Consumer Use		9,050,650
Sellers Use		22,332,019
Motor Vehicle Auto & Boat		1,357,254
		<b>\$ 145,254,985</b>

# COLLECTIONS OF VARIOUS TAXES AND FEES

<b>SIMPLIFIED SELLERS USE TAX</b>	<b>\$ 19,817,741</b>	
<b>SPECIAL COMMON CARRIER LICENSES</b>	<b>\$ 7,759</b>	
<b>SPECIAL REVENUE SALES AND USE TAX</b>		
Regulation A	\$ 1,889,549	
Sales Tax	110,435,212	
Consumer Use	9,393,687	
Sellers Use	22,558,566	
Motor Vehicle Auto & Boat	1,346,073	
	<b>\$ 145,623,087</b>	
<b>STATE SALES &amp; USE TAX - AUTO &amp; MANUFACTURED HOMES</b>	<b>\$ 6,647,861</b>	
<b>STATE SALES &amp; USE TAX - BOATS</b>	<b>\$ 205,965</b>	
	<u># of Titles</u>	
<b>TITLE FEES</b>	<b>\$ 944,716</b>	
	54,688	
<b>TOBACCO TAX STAMPS</b>		
<u>Denomination</u>	<u># of Stamps</u>	<u>Amount</u>
.01	28,700	\$ 28
.03	91,600	2,748
.04	22,050,000	882,000
.05	3,000	150
.10	26,900	2,690
Penalty and Interest		
Less: Discount to Dealers		(72,005)
		<b>\$ 815,611</b>
<b>T V FRANCHISE TAX</b>	<b>\$ 1,157,041</b>	
<b>WINE TAX</b>	<b>\$ 29,123</b>	

# DISBURSEMENT SUMMARY

<b>Tax Recipient</b>	<b>2021 - 2022</b>	<b>2022 - 2023</b>	<b>Variance</b>
Alabama, State of	\$39,873,978	\$40,305,958	1%
Fire Districts	517	0	-100%
Birmingham-Jefferson Transit Authority	2,000,000	1,980,780	-1%
Birmingham-Jefferson Civic Center Authority	20,985,372	22,380,306	7%
Jefferson County Treasurer	101,689,444	107,987,503	6%
Jefferson County Board of Education	11,829,503	13,840,462	17%
Jefferson County Health Department	27,740,372	28,849,427	4%
Greater Birmingham Convention & Visitors	9,353,403	9,947,435	6%
Jefferson County Indigent Care Fund	61,598,534	64,062,392	4%
Hospital Authority	7,597,275	8,483,753	12%
Juvenile Health Care Board	2,186	1,609	-26%
Simplified Sellers Use Tax	16,709,980	19,817,741	19%
Special Revenue Sales Tax	133,373,297	139,792,750	5%
Citizenship Trust-State Veterans LL Fund	31,848	11,877	-63%
Tenth Judicial Circuit (Tags)	4,331	3,383	-22%
School Districts Outside of Jeff Co.	3,267	3,020	-8%
Adamsville, City of	268,413	285,287	7%
Argo, Town of	6,774	7,491	11%
Bessemer, City of	3,245,425	3,481,139	7%
Bessemer Board of Education	322,690	388,600	20%
Birmingham, City of	22,533,910	24,758,552	10%
Birmingham Board of Education	2,049,507	2,296,256	12%
Brighton, City of	119,720	112,511	-6%
Brookside, Town of	48,193	45,629	-5%
Cardiff, Town of	2,050	2,033	-1%
Center Point, City of	668,231	652,735	-2%
Clay, City of	386,960	419,650	8%
County Line, Town of	3,604	3,371	-6%
Fairfield, City of	553,295	554,554	1%
Fairfield Board of Education	408,271	467,204	14%
Fultondale, City of	495,397	533,840	8%
Gardendale, City of	953,103	1,021,193	7%
Graysville, City of	128,066	132,971	4%
Helena, City of	117,738	124,104	5%
Homewood, City of	2,664,205	2,901,247	9%
Homewood Board of Education	1,106,459	1,277,235	15%
Hoover, City of	6,131,663	6,824,272	11%
Hoover Board of Education	2,622,749	3,058,384	17%
Hueytown, City of	903,966	917,539	2%
Irondale, City of	767,018	819,677	7%

## DISBURSEMENT SUMMARY

Tax Type	2021 - 2022	2022 - 2023	Variance
Kimberly, City of	\$ 199,993	\$234,791	17%
Lake View, Town of	2,784	2,741	-2%
Leeds, City of	745,868	795,210	7%
Leeds, Board of Education	508,053	607,978	20%
Lipscomb, City of	64,531	60,091	-7%
Maytown, Town of	10,120	8,705	-14%
Midfield, City of	303,774	308,204	1%
Midfield Board of Education	239,268	274,589	15%
Morris, Town of	145,566	155,280	7%
Mountain Brook, City of	4,179,946	4,529,631	8%
Mountain Brook Board of Education	2,497,307	2,904,487	16%
Mulga, Town of	36,217	36,442	1%
North Johns, Town of	8,898	8,791	-1%
Pinson, City of	319,284	304,296	-5%
Pleasant Grove, City of	800,831	841,440	5%
Sumiton, City of	592	691	17%
Sylvan Springs, Town of	143,745	112,792	-22%
Tarrant, City of	489,754	561,348	15%
Tarrant Board of Education	254,495	314,578	24%
Trafford, Town of	23,405	21,499	-8%
Trussville, City of	1,472,696	1,641,831	11%
Trussville Board of Education	1,162,324	1,334,117	15%
Vestavia Hills, City of	4,610,286	5,186,205	12%
Vestavia Hills Board of Education	1,668,762	1,936,247	16%
Warrior, City of	219,546	215,912	-2%
West Jefferson, Town of	15,263	13,285	-13%
<b>TOTAL</b>	<b>\$ 499,424,022</b>	<b>\$ 530,965,051</b>	<b>6.32%</b>

# DISTRIBUTION OF AD-VALOREM TAX BY DISTRICT

October 1, 2022 through September 30, 2023

<b>Tax District</b>	<b>Amount</b>
State of Alabama	\$ 8,210,897
Jefferson County	16,851,832
Jefferson County Schools	13,161,293
Adamsville	98,161
Argo	829
Bessemer	2,125,277
Bessemer Board of Education	384,556
Birmingham	16,076,254
Birmingham Board of Education	2,274,713
Brighton	21,805
Brookside	13,703
Cardiff	621
Center Point	132,533
Clay	89,017
County line	854
Fairfield	241,110
Fairfield Board of Education	465,423
Fultondale	104,093
Gardendale	364,436
Graysville	32,740
Helena	43,546
Homewood	1,698,564
Homewood Board of Education	1,275,897
Hoover	4,395,991
Hoover Board of Education	3,055,659
Hueytown	292,981
Irondale	240,185
Kimberly	123,274
Lake View	2,238
Leeds	184,207
Leeds Board of Education	606,924
Lipscomb	10,555
Maytown	1,643
Midfield	130,081
Midfield Board of Education	273,946
Morris	40,537

# DISTRIBUTION OF AD-VALOREM TAX BY DISTRICT

October 1, 2022 through September 30, 2023

Mountain Brook	\$ 3,314,295
Mountain Brook Board of Education	2,903,662
Mulga	11,282
North Johns	667
Pinson	15,388
Pleasant Grove	534,164
Sumiton	211
Sylvan Springs	35,064
Tarrant	260,143
Tarrant Board of Education	313,873
Trafford	3,902
Trussville	490,764
Trussville Board of Education	1,333,352
Vestavia Hills	3,740,845
Vestavia Hills Board of Education	1,935,719
Warrior	50,399
West Jefferson	635
<b>TOTAL PAID TO STATE, COUNTY &amp; MUNICIPALITIES</b>	<b>\$ 87,970,740</b>
Commissions (Paid to County)	3,132,382
<b>TOTAL DISTRIBUTIONS</b>	<b>\$ 91,103,122</b>

# BEER TAX DISTRIBUTION

October 1, 2022 through September 30, 2023

Jefferson County	\$ 970,581
Jefferson County School Treasurer	647,055
Birmingham Jefferson County Transit Authority	1,980,780
Fire Districts	0
Adamsville	17,017
Argo	5,056
Bessemer	170,696
Birmingham	917,234
Brighton	11,668
Brookside	2,400
Cardiff	90
Center Point	36,211
Clay	28,422
County Line	157
Fairfield	31,019
Fultondale	40,571
Gardendale	64,866
Graysville	9,683
Helena	4,263
Homewood	106,906
Hoover	244,554
Hueytown	63,015
Irondale	39,766
Kimberly	7,428
Lake View	0
Leeds	47,954
Lipscomb	3,603
Maytown	546
Midfield	22,835
Morris	8,511
Mountain Brook	56,524
Mulga	2,873
North Johns	219
Pinson	42,395
Pleasant Grove	23,226
Sumiton	37
Sylvan Springs	4,284
Tarrant	28,893
Trafford	3,183
Trussville	95,071
Vestavia	115,807
Warrior	33,242
West Jefferson	878
<b>Total Beer Tax to County &amp; Municipalities</b>	<b>\$ 5,889,519</b>
Commissions	52,821
Penalties	2
<b>TOTAL DISTRIBUTIONS</b>	<b>\$ 5,942,342</b>



# COUNTY GASOLINE TAX DISTRIBUTION

October 1, 2022 through September 30, 2023

Jefferson County	\$	293,154
Adamsville		18,116
Argo		0
Bessemer		449,994
Birmingham		1,568,503
Brighton		15,998
Brookside		0
Cardiff		0
Center Point		28,727
Clay		49,247
County Line		0
Fairfield		48,902
Fultondale		132,562
Gardendale		168,953
Graysville		32,909
Helena		0
Homewood		169,730
Hoover		374,913
Hueytown		133,450
Irondale		90,141
Kimberly		32
Lake View		0
Leeds		285,908
Lipscomb		0
Maytown		0
Midfield		26,776
Morris		26,343
Mountain Brook		44,558
Mulga		1,299
North Johns		5,321
Pinson		48,937
Pleasant Grove		12,694
Sumiton		0
Sylvan Springs		9,300
Tarrant		37,226
Trafford		41
Trussville		213,631
Vestavia		138,757
Warrior		41,348
West Jefferson		1,708
<b>Total Gasoline Tax to County &amp; Municipalities</b>	<b>\$</b>	<b>4,469,178</b>
Commissions		91,208
Motor Fuel Penalties		1,976
<b>TOTAL COUNTY GASOLINE TAX DISTRIBUTED</b>	<b>\$</b>	<b>4,562,362</b>

# STATE GAS TAX DISTRIBUTION

October 1, 2022 through September 30, 2023

	Amount
Jefferson County	\$ 11,281,845
Adamsville	80,476
Argo	1,124
Bessemer	479,595
Birmingham	3,668,391
Brighton	43,077
Brookside	23,096
Cardiff	958
Center Point	302,403
Clay	189,689
County Line	1,672
Fairfield	184,325
Fultondale	182,039
Gardendale	295,731
Graysville	35,943
Helena	45,462
Homewood	486,876
Hoover	1,202,340
Hueytown	309,223
Irondale	248,783
Kimberly	70,799
Lake View	0
Leeds	186,699
Lipscomb	38,450
Maytown	5,825
Midfield	96,052
Morris	41,639
Mountain Brook	414,012
Mulga	14,451
North Johns	2,341
Pinson	132,990
Pleasant Grove	175,920
Sumiton	395
Sylvan Springs	30,469
Tarrant	112,881
Trafford	11,299
Trussville	454,910
Vestavia	720,083
Warrior	59,426
West Jefferson	7,686
<b>TOTAL STATE GASOLINE TAX PAID TO COUNTY &amp; MUNICIPALITIES</b>	<b>\$ 21,639,375</b>

# DISTRIBUTION OF MOTOR VEHICLE REGISTRATIONS (tags)

October 1, 2022 through September 30, 2023

	Amount
State of Alabama ( Additional Tag Money )	\$ 7,780,256
State of Alabama ( 72% )	6,897,882
State of Alabama ( 7% )	670,631
State of Alabama ( 5% State Expense )	517,848
Jefferson County - Road Fund	328,256
Jefferson County Board of Education	23,001
Juvenile Health Care Board (Shrine Tags)	1,609
School Districts Outside Jefferson County	3,019
Tenth Judicial Circuit DA's Office	3,382
Director of Conservation (Specialty Boat)	0
ALEA (Specialty Boat)	0
Adamsville	19,125
Argo	191
Bessemer	116,557
Bessemer Board of Education	3,745
Birmingham	661,793
Birmingham Board of Education	21,269
Brighton	5,595
Brookside	2,733
Cardiff	192
Center Point	45,951
Clay	22,615
County Line	334
Fairfield	24,440
Fairfield Board of Education	1,766
Fultondale	31,150
Gardendale	47,094
Graysville	9,250
Helena	8,367
Homewood	61,866
Homewood Board of Education	1,304
Hoover	171,096
Hoover Board of Education	2,706
Hueytown	51,987
Irondale	51,189
Kimberly	11,265
Lake View	486
Leeds	29,633
Leeds Board of Education	792
Lipscomb	2,568

# DISTRIBUTION OF MOTOR VEHICLE REGISTRATIONS (tags)

October 1, 2022 through September 30, 2023

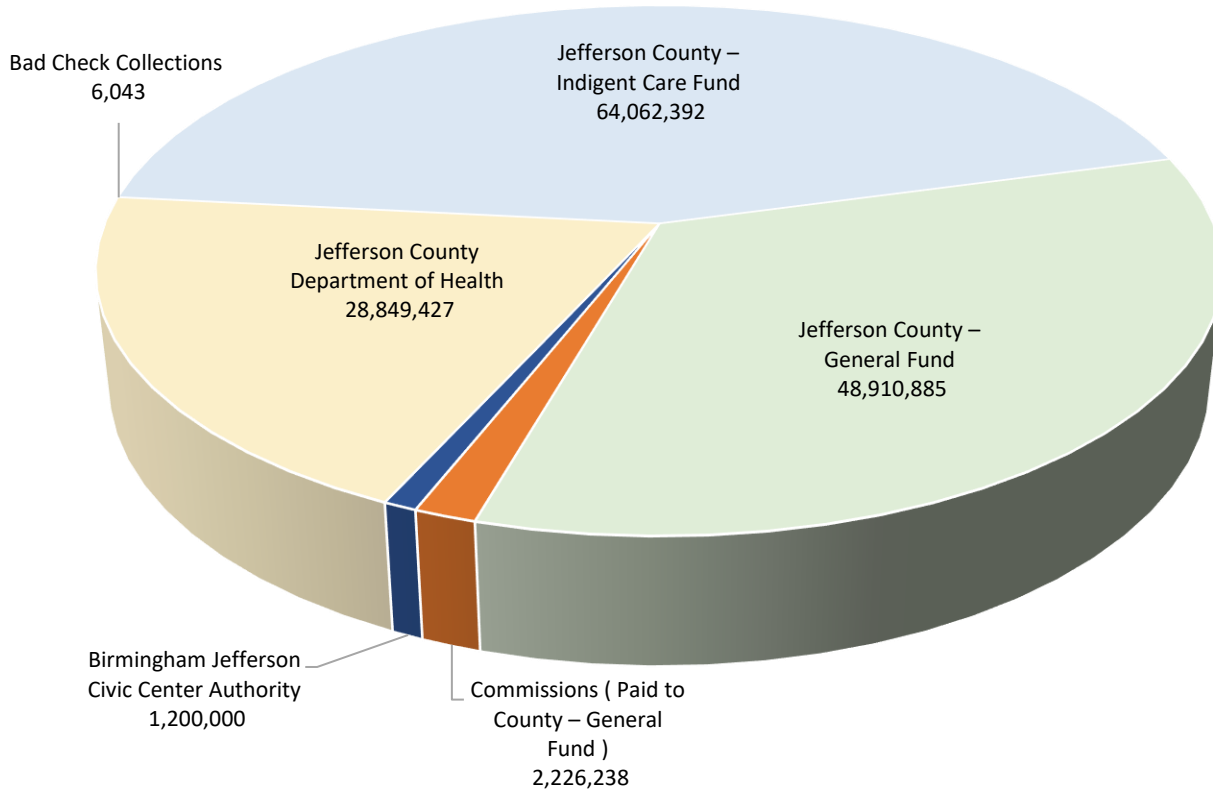
	Amount
Maytown	\$ 517
Midfield	12,098
Midfield Board of Education	644
Morris	7,451
Mountain Brook	52,883
Mountain Brook Board of Education	825
Mulga	3,315
North Johns	173
Pinson	24,475
Pleasant Grove	29,973
Sumiton	37
Sylvan Springs	10,159
Tarrant	31,541
Tarrant Board of Education	677
Trafford	1,444
Trussville	45,874
Trussville Board of Education	528
Vestavia Hills	76,095
Vestavia Hills Board of Education	528
Warrior	11,182
West Jefferson	938
<b>SUB-TOTAL TAG MONEY DISTRIBUTED</b>	<b>\$ 17,944,300</b>
Issuance Fees & Citations - Jefferson County	947,525
Citations - State of Alabama	2
Mail Fees - Jefferson County	376,903
Commissions - Jefferson County	362,637
Replacement Tag Fees - Jefferson County	6,708
Disabled Veteran Tags	10,613
Personalized Tags	449,675
Prestige Tags	2,212,583
University Tags	1,229,134
Manufacturing Cost	74,871
Temporary Tags	473
Adjustments	0
<b>TOTAL TAG MONEY DISTRIBUTED</b>	<b>\$ 23,615,424</b>

# SALES AND USE TAX DISTRIBUTION

October 1, 2022 through September 30, 2023

Jefferson County – Indigent Care Fund	\$ 64,062,392
Jefferson County – General Fund	48,910,885
Jefferson County Department of Health	28,849,427
Birmingham-Jefferson Civic Center Authority	1,200,000
Bad Checks	6,043
<b>TOTAL PAID TO RECIPIENTS</b>	<b>\$ 143,028,747</b>
Commissions (Paid to County – General Fund)	2,226,238
<b>TOTAL DISTRIBUTIONS</b>	<b>\$ 145,254,985</b>

**Sales and Use Tax Distribution  
\$145,254,985**



# SPECIAL REVENUE SALES AND USE TAX DISTRIBUTION

The Jefferson County Department of Revenue calculates the commission and worthless check fees for Special Revenue Sales and Use Taxes and transfers that amount to the Jefferson County Treasurer to be deposited into the County’s General Fund. The remaining collections are transferred to the Jefferson County Special Revenue Sales Tax Account which is disbursed by the Jefferson County Department of Finance in accordance with State law.

**October 1, 2022 through September 30, 2023**

## Disbursements from Department of Finance

Jefferson County – General Fund	\$ 89,289,563
Debt Service	26,403,038
County and Municipal Boards of Education	18,000,000
Jefferson County Community Service Fund	3,600,000
Birmingham-Jefferson Transit Authority	2,000,000
Birmingham Zoo	500,000
Bad Checks	5,788
<b>TOTAL PAID TO RECIPIENTS</b>	<b>\$ 139,798,389</b>

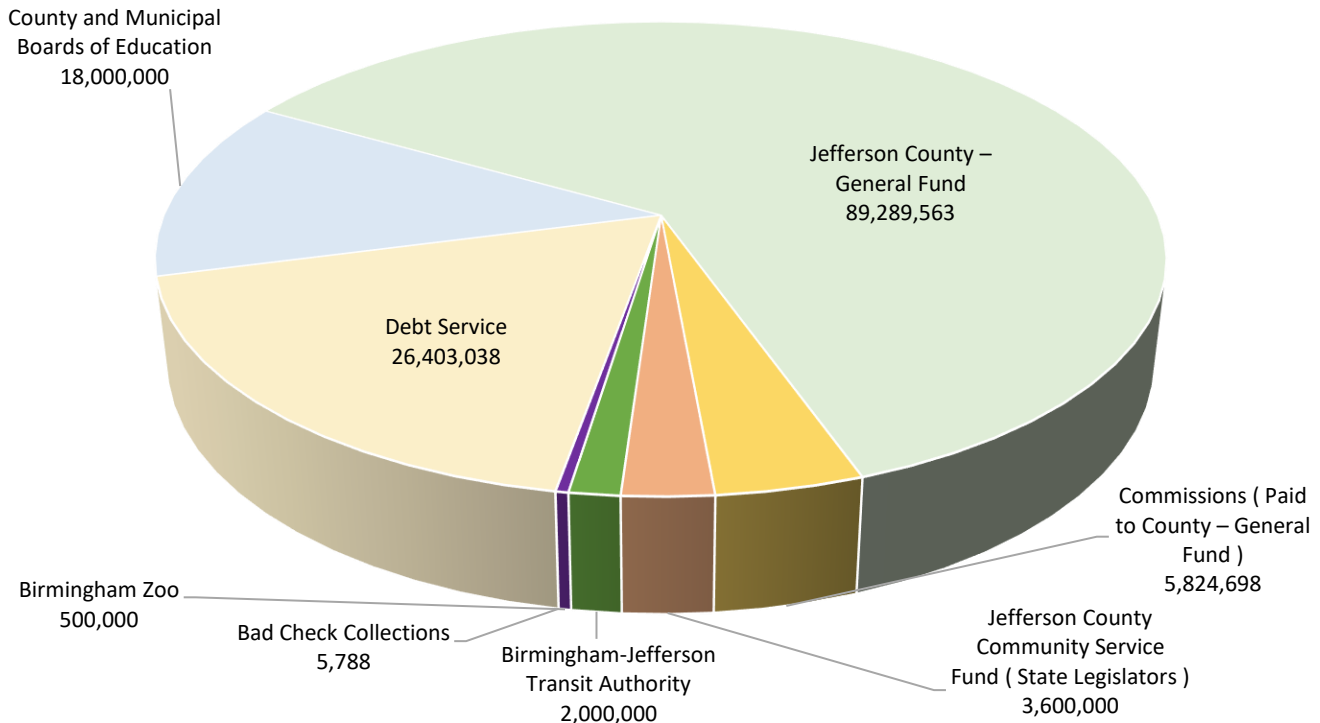
## Disbursements from Department of Revenue

Commissions (Paid to County – General Fund )	5,824,698
--	-----------

## TOTAL DISTRIBUTIONS

**\$ 145,623,087**

### Special Revenue Sales and Use Tax Distribution \$145,623,087



# TOBACCO TAX DISTRIBUTION

October 1, 2022 through September 30, 2023

	Amount
Birmingham-Jefferson Civic Center Authority	\$ 403,713
Jefferson County	98,889
Adamsville	2,305
Argo	32
Bessemer	13,735
Birmingham	105,048
Brighton	1,234
Brookside	661
Cardiff	27
Center Point	8,661
Clay	5,433
County Line	48
Fairfield	5,279
Fultondale	5,214
Gardendale	8,470
Graysville	1,029
Helena	1,304
Homewood	13,944
Hoover	34,486
Hueytown	8,856
Irondale	7,125
Kimberly	2,028
Lake View	0
Leeds	5,349
Lipscomb	1,101
Maytown	167
Midfield	2,751
Morris	1,192
Mountain Brook	11,857
Mulga	414
North Johns	67
Pinson	3,809
Pleasant Grove	5,038
Sumiton	11
Sylvan Springs	873
Tarrant	3,233
Trafford	324
Trussville	13,017
Vestavia	20,623
Warrior	1,702
West Jefferson	220
<b>Total Tobacco Tax Paid to County, Municipalities &amp; Civic Center Authority</b>	<b>\$ 799,269</b>
Commissions	16,342
<b>TOTAL TOBACCO TAX DISTRIBUTED</b>	<b>\$ 815,611</b>

# SUMMARY OF DISBURSEMENTS BY GROUPS

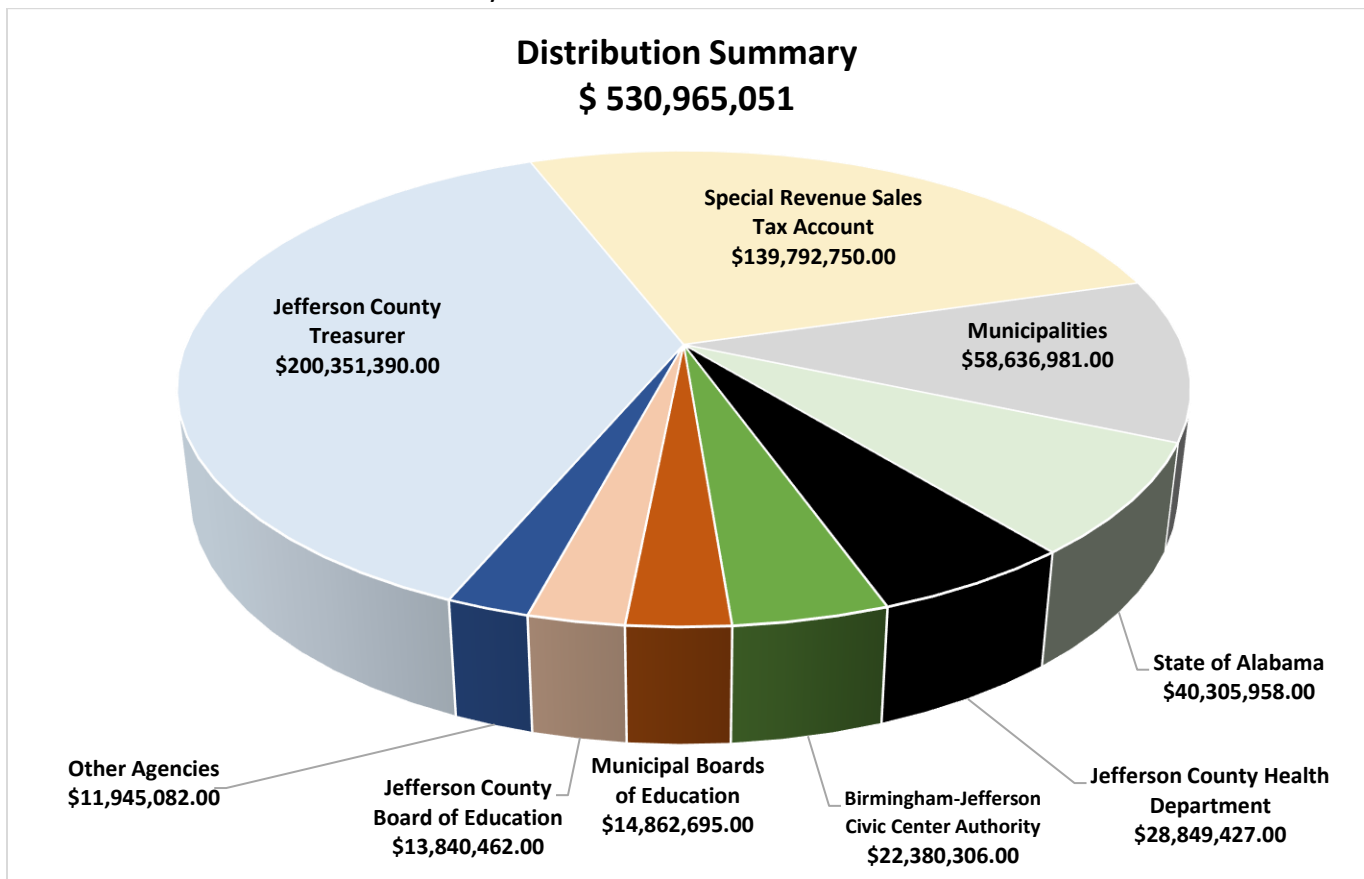
October 1, 2022 through September 30, 2023

**AMOUNT PAID TO:**

Jefferson County Treasurer	\$ 200,351,390
Special Revenue Sales Tax Account (see note 1)	139,792,750
Municipalities	58,636,981
State of Alabama	40,305,958
Jefferson County Health Department	28,849,427
Birmingham-Jefferson Civic Center Authority	22,380,306
Municipal Boards of Education	14,862,695
Jefferson County Board of Education	13,840,462
Other Agencies (see note 2)	11,945,082
<b>Grand Total of Disbursement</b>	<b>\$ 530,965,051</b>

**Note 1:** Section 9 of Jefferson County Ordinance No. 735 dated August 13, 2015, requires the Revenue Director to sequester Special Revenue Sales and Use Tax collections in a special account. The Jefferson County Department of Finance makes final distribution of these taxes as provided by law.

**Note 2:** Other agencies are Birmingham-Jefferson County Transit Authority, Citizenship Trust/State Veterans Living Agency, Greater Birmingham Convention and Visitors Bureau, various Fire Districts within Jefferson County, Juvenile Health Care Board, various school districts outside of Jefferson County and Tenth Judicial Circuit-District Attorney's Office.





# DETAILED DISBURSEMENTS TO STATE OF ALABAMA

October 1, 2022 through September 30, 2023

## AD-VALOREM TAX

2.5 mills General Fund (see Note 1)	\$ 3,211,416.92
1.0 mills Soldier Fund	1,249,870.17
3.0 mills School Fund	3,749,609.63

<b>Total Ad Valorem Tax</b>	<b>\$ 8,210,896.72</b>
-----------------------------	------------------------

**Note 1:** Includes Credit Voucher Fees of: \$23,075.00

## AUTOMOBILE LICENSES

Disabled Veteran Tags	\$ 10,612.90
State (72%)	6,897,881.70
State (7%)	670,631.46
Auto State Expense (5%)	517,848.24
Additional Tag Money	7,780,255.51
University Tags	1,229,133.75
Temporary Tags	283.50
Personalized Tags	449,674.88
Prestige Tags	2,212,582.65
Director of Conservation (Specialty Boat)	0.00
ALEA (Specialty Boat)	0.00
Citations	.75
Manufacturing Cost - Tags	74,871.00
Electric Car Tax	480,915.07

<b>Total Automobile Licenses</b>	<b>\$ 20,324,691.41</b>
----------------------------------	-------------------------

## DRIVER LICENSES

Duplicate and ID's	\$ 71,457.25
Driver Licenses	687,318.50
Commercial Driver Licenses	26,145.75
Exam Fees	3,095.00

<b>Total Driver Licenses</b>	<b>\$ 788,016.50</b>
------------------------------	----------------------

## MANUFACTURED HOMES

Manufactured Home Fees	\$ 10,282.66
Manufactured Home Move Permits	10.00

<b>Total Manufactured Homes</b>	<b>\$ 10,292.66</b>
---------------------------------	---------------------

## STATE PRIVILEGE LICENSES

State Privilege Licenses	\$ 780,518.90
Forestry Licenses	1,992.98
Dentist Licenses	961.80
Doctor Licenses	35,204.87
Chiropractor Licenses	495.59
Examiner / Collector Licenses	579.94
Citations	291.00

<b>Total State Privilege Licenses</b>	<b>\$ 820,045.08</b>
---------------------------------------	----------------------

# DETAILED DISBURSEMENTS TO STATE OF ALABAMA

October 1, 2022 through September 30, 2023

**ASSOCIATIONS**

Dental	\$ 2,885.40
Medical	23,469.91
Chiropractor	1,486.87
Ala State	17,417.85
<b>Total to Associations</b>	<b><u>\$ 45,260.03</u></b>

**STATE DEPARTMENT OF REVENUE**

Store Licenses	\$ 155,529.73
Citations	4,549.50
Title Fees	787,360.00
Special Common Carrier License - 7.5% General	581.56
Special Common Carrier License - 56.5% Education Trust	4,381.22
State Sales & Use Tax - Auto	6,315,467.95
State Sales & Use Tax - Boat	195,666.67
MLI Reinstatement	2,384,080.00
<b>Total to State Department of Revenue</b>	<b><u>\$ 9,847,616.63</u></b>

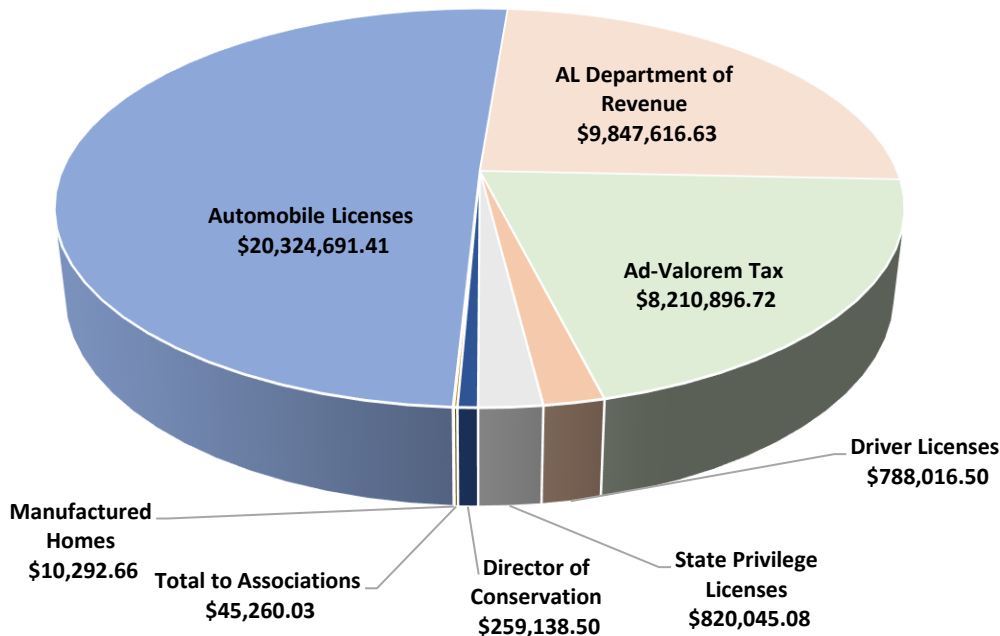
**DIRECTOR OF CONSERVATION**

Hunting, Fishing & Boat Licenses	\$ 259,138.50
----------------------------------	---------------

**TOTAL TO STATE OF ALABAMA**

**\$ 40,305,957.53**

**Disbursements to the State of Alabama  
\$40,305,957.53**



# DETAILED DISBURSEMENTS TO JEFFERSON COUNTY TREASURER

October 1, 2022 through September 30, 2023

<b>Additional Excise Tax</b>	<b>\$</b>	<b>38,187.45</b>
------------------------------	-----------	------------------

**Ad Valorem Tax**

Total Assessed Value of all taxable vehicles  
registered in Jefferson County as of FY 2023 \$1,334,218,020

**Courthouse and Satellite offices**

5.6 mills	General Fund	7,143,852.70
2.1 mills	Road Fund	1,508,882.40
2.9 mills	Bridge & Public Building Fund	3,624,720.98
2.2 mills	Bridge & Public Building Fund	2,749,788.07
0.7 mills	Sanitary Fund	874,932.45

<b>Total from Courthouse and Satellite offices</b>	<b>\$</b>	<b><u>15,902,176.60</u></b>
--	-----------	-----------------------------

**Municipalities**

5.6 mills	General Fund	\$ 365,918.70
2.1 mills	Road Fund	142,900.53
2.9 mills	Bridge & Public Building Fund	197,322.97
2.2 mills	Bridge & Public Building Fund	172,785.14
0.7 mills	Sanitary Fund	47,652.90

<b>Total from Municipalities</b>	<b>\$</b>	<b><u>926,580.24</u></b>
----------------------------------	-----------	--------------------------

<b>Auto Licenses from State ( 7% )</b>	<b>\$</b>	<b>769,238.12</b>
--	-----------	-------------------

<b>Beer Tax</b>	<b>\$</b>	<b>970,581.47</b>
-----------------	-----------	-------------------

**Citations**

Automobile Licenses	\$	2.25
Manufactured Home Fees		5,123.00
Municipal Real Estate Licenses		0
State Privilege & Store Licenses		102.79

<b>Total Citations</b>	<b>\$</b>	<b><u>5,228.04</u></b>
------------------------	-----------	------------------------

# DETAILED DISBURSEMENTS TO JEFFERSON COUNTY TREASURER

October 1, 2022 through September 30, 2023

## Commissions

Ad Valorem Tax	\$ 3,132,381.86
Alcoholic Beverage Tax	173,137.82
Automobile Licenses	362,637.09
Beer Tax	52,820.84
County Gasoline Tax	91,207.82
Education Sales & Use Tax	0
Electric Car Tax	12,335.04
Lodgings Tax	100,141.97
MLI Reinstatement	210,360.00
Municipal Sales & Use Tax - Auto	250,351.35
Municipal Sales & Use Tax - Boat	6,969.18
Sales & Use Tax	2,226,238.19
Special Common Carrier License	5.00
Special Revenue Sales & Use Tax	5,824,683.48
State Privilege & Store Licenses	94,245.06
State Sales & Use Tax - Auto	332,392.89
State Sales & Use Tax - Boat	10,298.22
Tobacco Tax	16,311.65
<b>Total Commissions</b>	<b><u>\$ 12,896,517.46</u></b>

## Fees

Automobile License Issuance Fees	\$ 947,522.79
Automobile Mail Fees	376,904.96
Automobile Transfer	24,732.00
Boat License Fees	19,340.00
Boat License Mail Fees	751.00
Credit Voucher Fees	23,075.00
Dealer Issuance Fees	0
Driver License Fees	19,523.65
Driver License Fund	21,376.60
Hunting & Fishing License Fees	895.60
Jefferson County Business License (JCBL) - Fees	68,357.59
Manufactured Home Fees	8,630.50
Miscellaneous Fees and Listings	325,913.16
Municipal Real Estate Fees	1,544.87
State Privilege & Store License Fees and Interest	52,052.79
State Privilege & Store License Mail Fees	5,912.91
Temporary Tags	189.00
<b>Total Fees</b>	<b><u>\$ 1,896,722.42</u></b>

# DETAILED DISBURSEMENTS TO JEFFERSON COUNTY TREASURER

October 1, 2022 through September 30, 2023

## Gas Tax

County Gasoline Tax	\$ 293,154.29
State Gasoline Tax .04	1,223,719.75
State Gasoline Tax .05	604,591.76
State Gasoline Tax .07	2,478,631.81
State Gasoline Tax .10	6,974,901.91

**Total Gas Tax** **\$ 11,574,999.52**

## Indigent Care Fund

Alcoholic Beverage Tax	\$ 8,483,753.22
Sales & Use Tax	64,062,392.16

**Total Indigent Care Fund** **\$ 72,546,145.38**

## Licenses

Additional Auto Licenses from State	\$ 1,354,750.05
Automobile Licenses	328,255.80
County Ordinance	721.19
International Registration Plan (IRP) Licenses from State	328,870.76
Jefferson County Business Licenses (JCBL)	9,251,001.11
Manufactured Home	14,621.54
Special Common Carrier Licenses	2,791.59
State Privilege & Store Licenses	770,072.34

**Total Licenses** **\$ 12,051,084.38**

## Miscellaneous

Mandatory Liability Insurance (MLI) Reinstatement - General Fund	\$ 210,360.00
Replacement Tags	6,708.25
Title Fees	157,356.00

**Total Miscellaneous** **\$ 374,424.25**

## Penalties

Automobile Transfer	\$ 47,518.15
Bad Checks Fees	12,376.07
Beer Tax	2.18
County Gasoline Tax	1,976.29
Municipal Real Estate Tax	340.50
State Privilege & Store Licenses	70,746.49

**Total Penalties** **\$ 132,959.68**

**Petroleum Inspection Fees** **\$ 116,079.27**

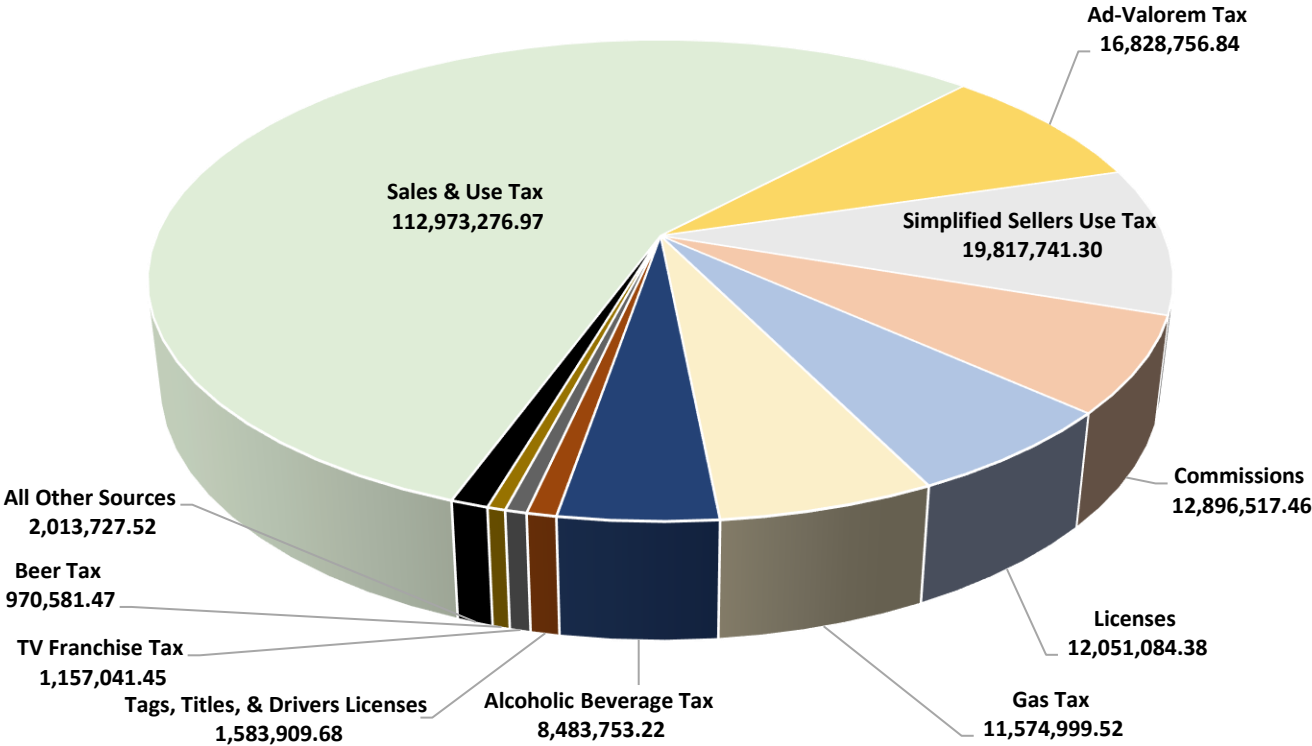
# DETAILED DISBURSEMENTS TO JEFFERSON COUNTY TREASURER

October 1, 2022 through September 30, 2023

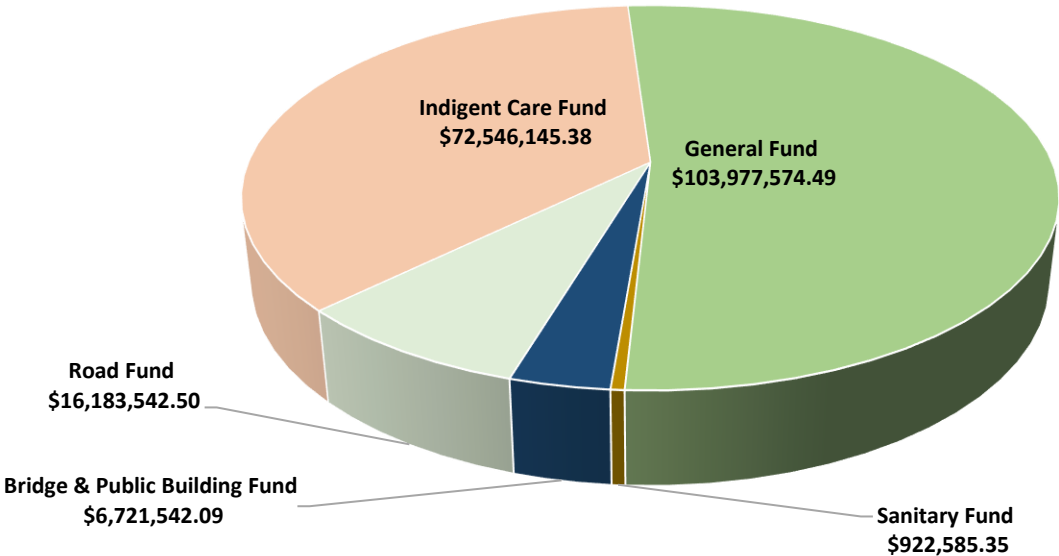
Rideshare Tax	\$ 19,813.19
Sales & Use Tax	\$ 48,910,884.81
Simplified Sellers Use Tax	\$ 19,817,741.30
Tobacco Tax	\$ 98,889.20
Tobacco Tax Discount Reimbursement	\$ 116,973.00
TV Franchise Tax	\$ 1,157,041.45
Wine Tax	\$ 29,122.58
<b>TOTAL PAID TO JEFFERSON COUNTY TREASURER</b>	<b>\$ 200,351,389.81</b>

# DETAILED DISBURSEMENTS TO JEFFERSON COUNTY TREASURER

**Disbursements to the Jefferson County Treasurer by Source**  
**\$ 200,351,389.81**

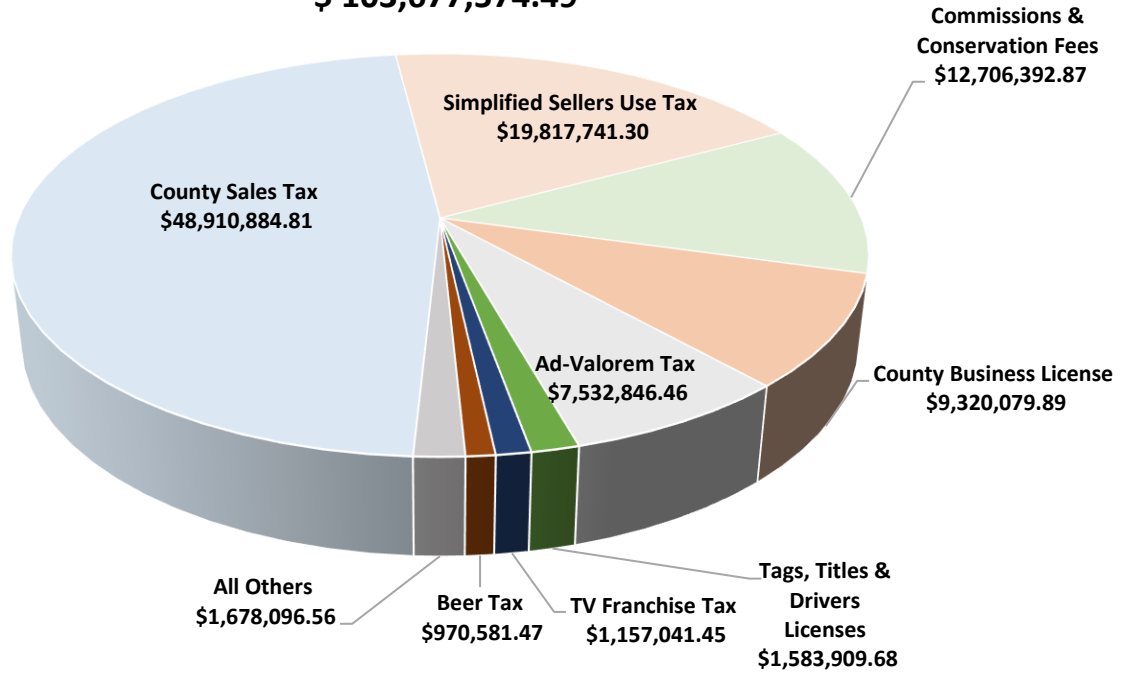


**Disbursements to the Jefferson County Treasurer by Fund**  
**\$ 200,351,389.81**

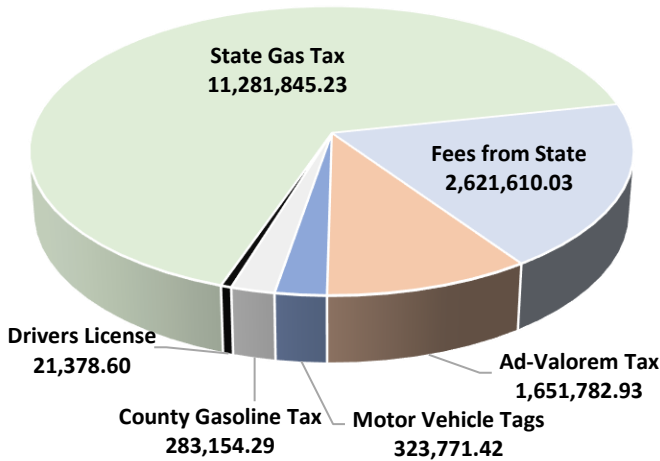


# JEFFERSON COUNTY FUNDS BY REVENUE SOURCE

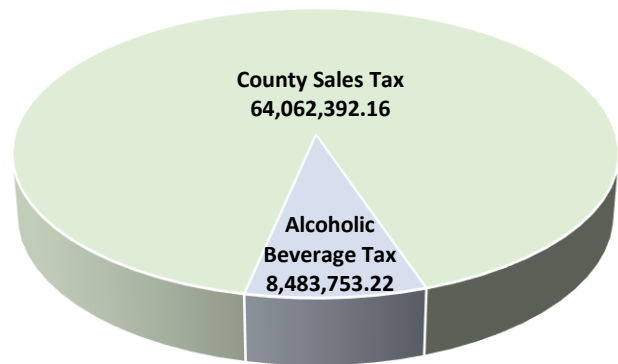
**Source of Revenue Distributed to the County's General Fund**  
**\$ 103,677,574.49**



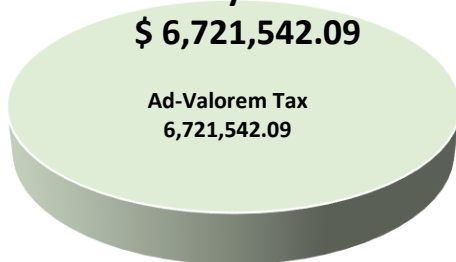
**Road Fund Distributions by Revenue Source**  
**\$ 16,183,542.50**



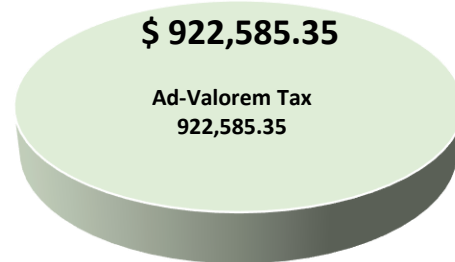
**Indigent Care Fund Distributions by Revenue Source**  
**\$ 72,546,145.38**



**Bridge and Public Building Fund Distributions by Revenue Source**  
**\$ 6,721,542.09**



**Sanitary Fund Distributions by Revenue Source**  
**\$ 922,585.35**





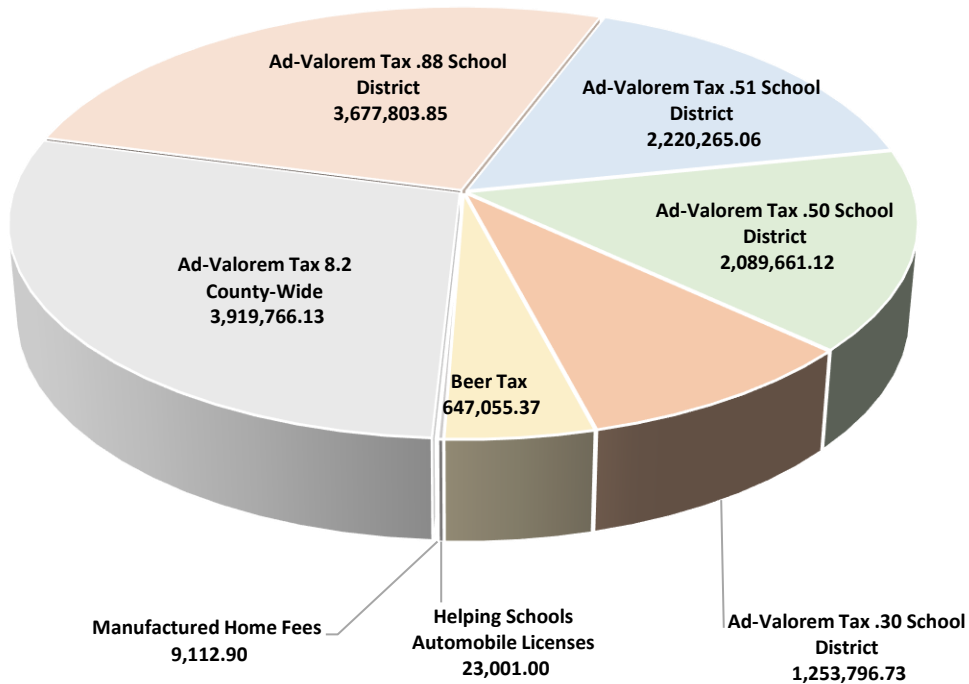
**DISBURSEMENTS TO THE  
JEFFERSON COUNTY BOARD OF EDUCATION**

**October 1, 2022 through September 30, 2023**

**SOURCE OF REVENUE**

Ad-Valorem Tax 8.2 County-Wide	\$ 3,919,766.13
Ad-Valorem Tax .88 School District	3,677,803.85
Ad-Valorem Tax .51 School District	2,220,265.06
Ad-Valorem Tax .50 School District	2,089,661.12
Ad-Valorem Tax .30 School District	1,253,796.73
Beer Tax	647,055.37
Helping Schools Automobile Licenses	23,001.00
Manufactured Home Fees	9,112.90
<b>TOTAL PAID TO JEFFERSON COUNTY SCHOOL TREASURER</b>	<b><u>\$ 11,840,462.16</u></b>

**Disbursements to the  
Jefferson County Board of Education  
by Revenue Source  
\$13,840,462.16**



# DISBURSEMENTS TO THE CITY OF ADAMSVILLE

October 1, 2022 through September 30, 2023

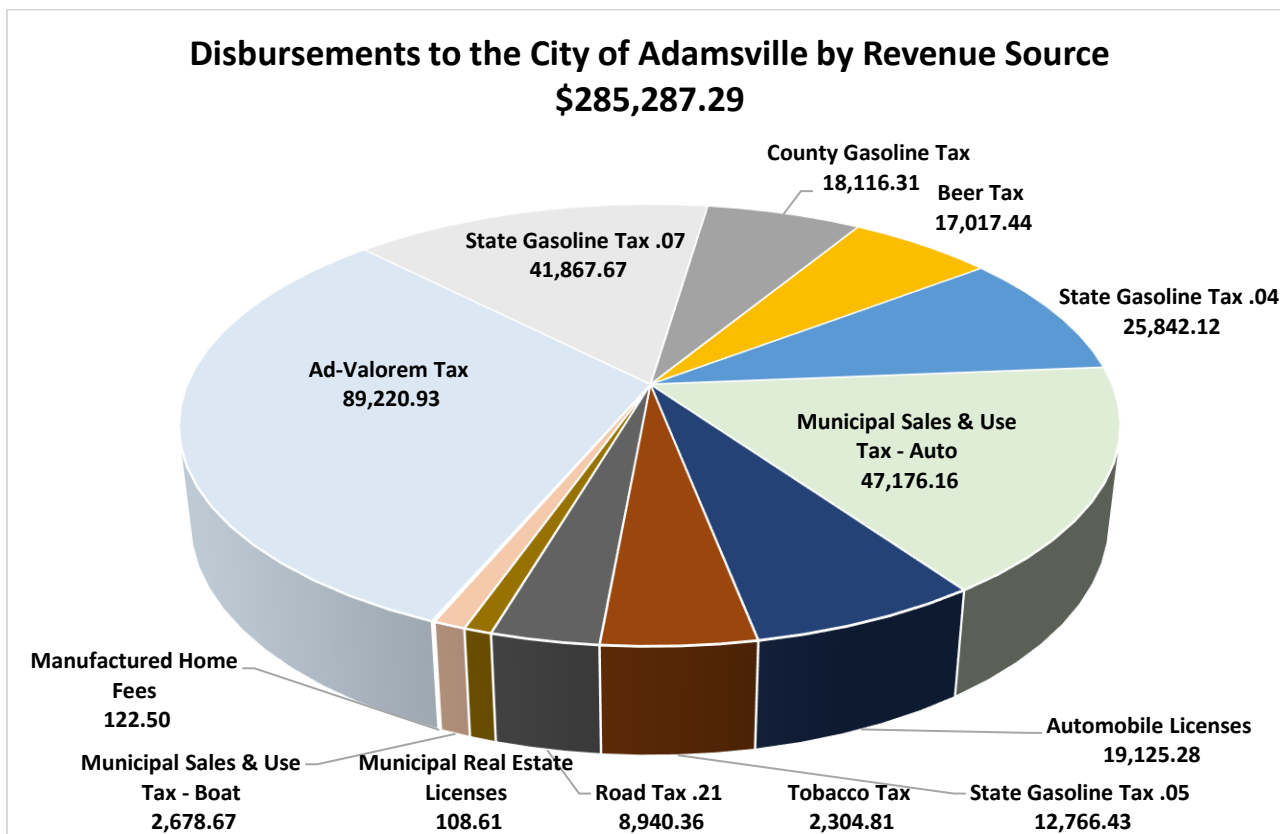
	<i>Number of Vehicle Registrations</i>	<b>5,924</b>
	<i>Total Assessed Value of all taxable vehicles registered in the City</i>	<b>\$ 9,039,600</b>

## SOURCE OF REVENUE

Ad-Valorem Tax	\$	89,220.93
State Gasoline Tax .07		41,867.67
County Gasoline Tax		18,116.31
Municipal Sales & Use Tax - Auto		47,176.16
State Gasoline Tax .04		25,842.12
Beer Tax		17,017.44
Automobile Licenses		19,125.28
State Gasoline Tax .05		12,766.43
Road Tax .21		8,940.36
Tobacco Tax		2,304.81
Municipal Sales & Use Tax - Boat		2,678.67
Municipal Real Estate Licenses		108.61
Manufactured Home Fees		122.50

## TOTAL PAID TO THE CITY OF ADAMSVILLE

**\$ 285,287.29**



# DISBURSEMENTS TO THE TOWN OF ARGO

October 1, 2022 through September 30, 2023

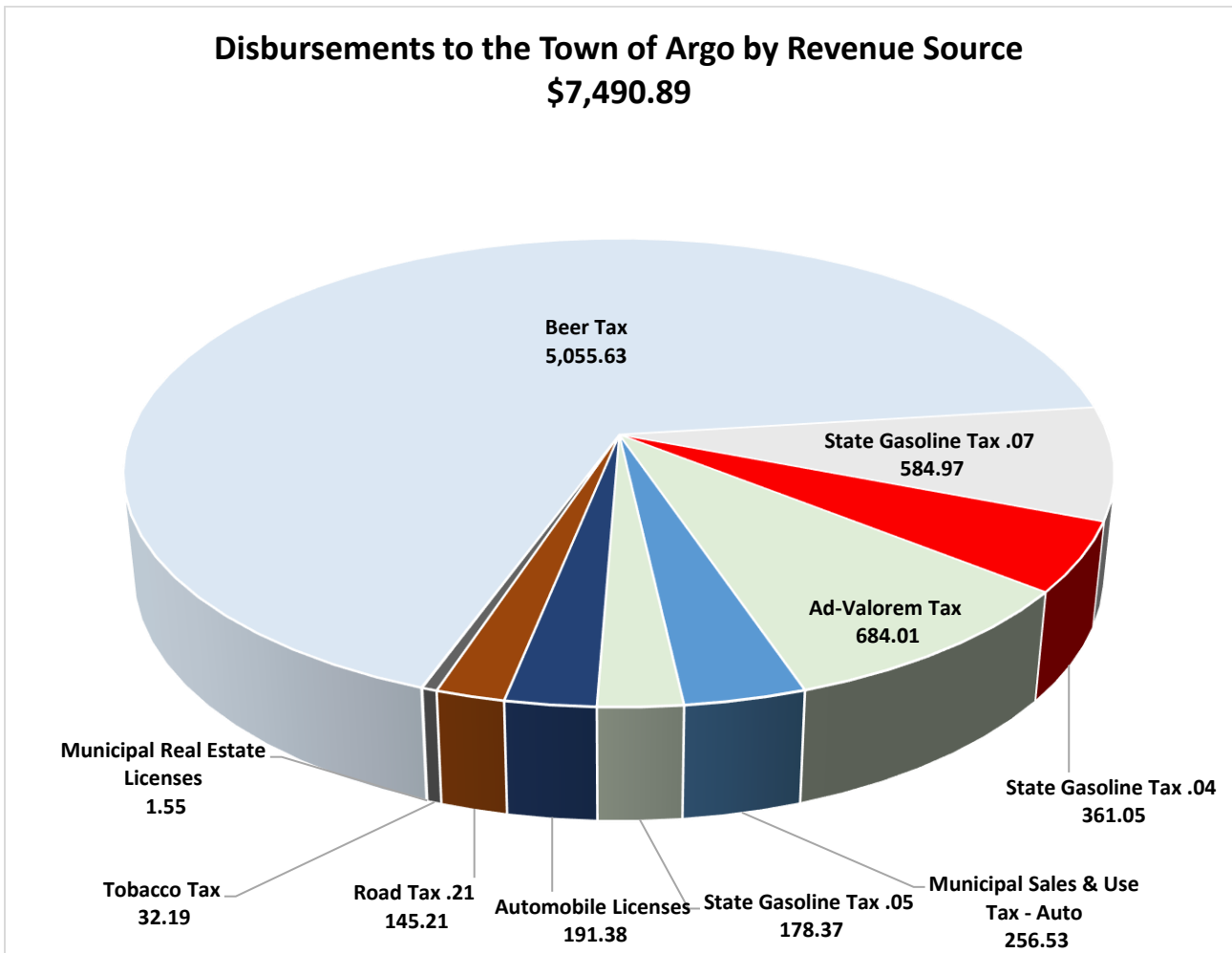
	Number of Vehicle Registrations	111
<i>Total Assessed Value of all taxable vehicles registered in the City</i>	\$	<b>149,080</b>

**SOURCE OF REVENUE**

Beer Tax	\$	5,055.63
State Gasoline Tax .07		584.97
Ad-Valorem Tax		684.01
State Gasoline Tax .04		361.05
Municipal Sales & Use Tax - Auto		256.53
State Gasoline Tax .05		178.37
Automobile Licenses		191.38
Road Tax .21		145.21
Tobacco Tax		32.19
Municipal Real Estate Licenses		1.55

**TOTAL PAID TO THE TOWN OF ARGO**

\$ **7,490.89**



# DISBURSEMENTS TO THE CITY OF BESSEMER

October 1, 2022 through September 30, 2023

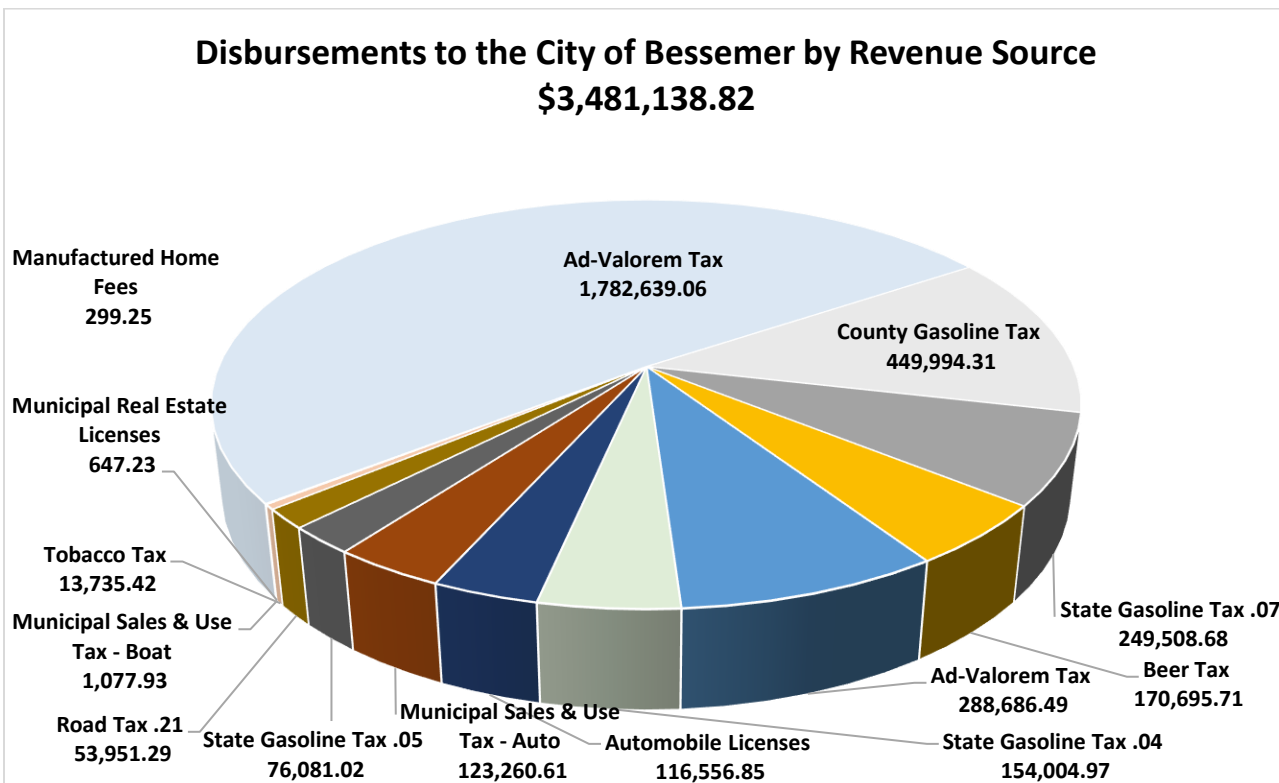
	<b>Number of Vehicle Registrations</b>	<b>36,070</b>
<i>Total Assessed Value of all taxable vehicles registered in the City</i>	<b>\$</b>	<b>54,489,140</b>

**SOURCE OF REVENUE**

Ad-Valorem Tax 3.51 General Fund	\$	1,782,639.06
County Gasoline Tax		449,994.31
State Gasoline Tax .07		249,508.68
Ad-Valorem Tax .54 School Fund		288,686.49
Beer Tax		170,695.71
State Gasoline Tax .04		154,004.97
Municipal Sales & Use Tax - Auto		123,260.61
Automobile Licenses		116,556.85
State Gasoline Tax .05		76,081.02
Road Tax .21		53,951.29
Tobacco Tax		13,735.42
Municipal Sales & Use Tax - Boat		1,077.93
Municipal Real Estate Licenses		647.23
Manufactured Home Fees		299.25

**TOTAL PAID TO THE CITY OF BESSEMER**

**\$ 3,481,138.82**



# DISBURSEMENTS TO THE CITY OF BIRMINGHAM

October 1, 2022 through September 30, 2023

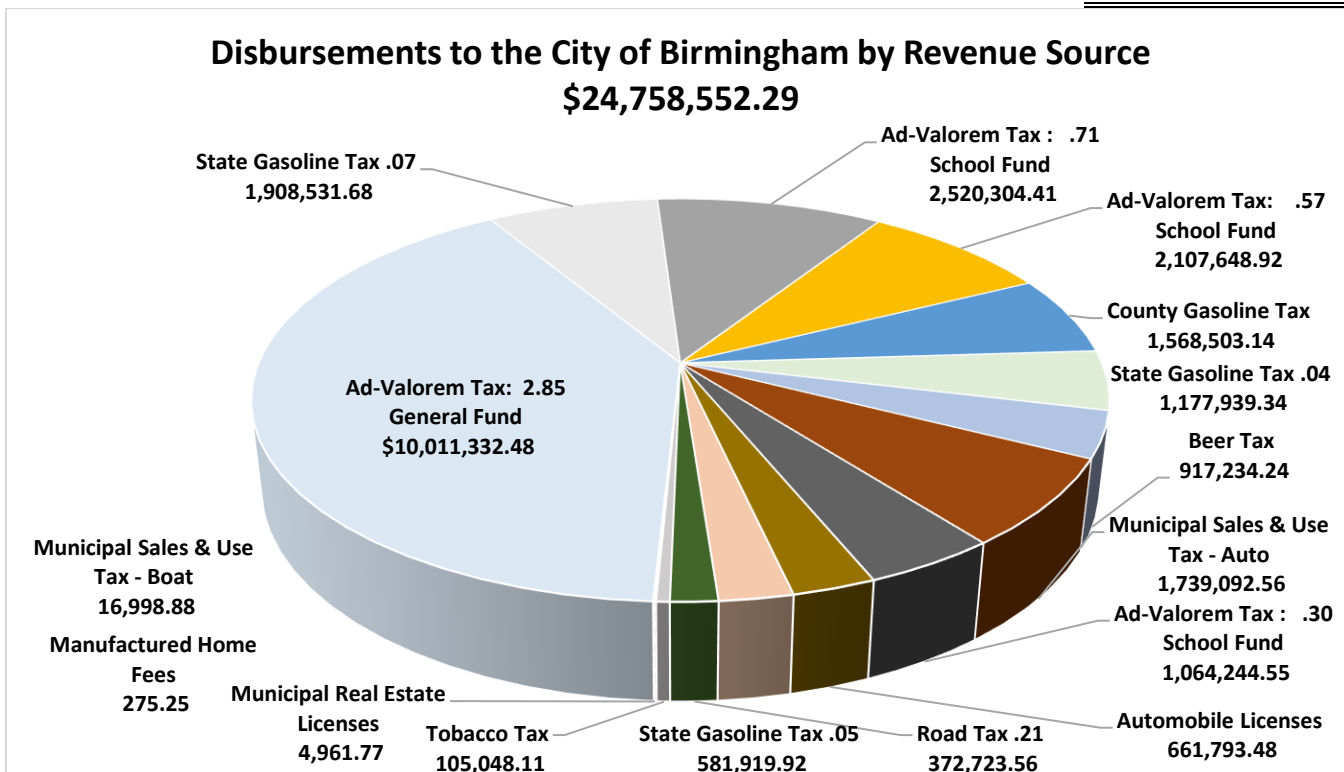
Number of Vehicle Registrations	203,478
<i>Total Assessed Value of all taxable vehicles registered in the City</i>	<i>\$ 381,955,340</i>

## SOURCE OF REVENUE

Ad-Valorem Tax 2.85 General Fund	\$ 10,011,332.48
Ad-Valorem Tax .71 School Fund	2,520,304.41
State Gasoline Tax .07	1,908,531.68
Ad-Valorem Tax .57 School Fund	2,107,648.92
Municipal Sales & Use Tax - Auto	1,739,092.56
County Gasoline Tax	1,568,503.14
State Gasoline Tax .04	1,177,939.34
Beer Tax	917,234.24
Ad-Valorem Tax .30 School Fund	1,064,244.55
Automobile Licenses	661,793.48
State Gasoline Tax .05	581,919.92
Road Tax .21	372,723.56
Tobacco Tax	105,048.11
Municipal Sales & Use Tax - Boat	16,998.88
Municipal Real Estate Licenses	4,961.77
Manufactured Home Fees	275.25

## TOTAL PAID TO THE CITY OF BIRMINGHAM

**\$ 24,758,552.29**



# DISBURSEMENTS TO THE CITY OF BRIGHTON

October 1, 2022 through September 30, 2023


<i>Number of Vehicle Registrations</i>	<b>2,171</b>
<i>Total Assessed Value of all taxable vehicles registered in the City</i>	<b>\$ 2,196,640</b>

## SOURCE OF REVENUE

State Gasoline Tax .07	\$ 22,410.59
County Gasoline Tax	15,997.90
State Gasoline Tax .04	13,832.57
Ad-Valorem Tax	19,639.85
Beer Tax	11,667.63
State Gasoline Tax .05	6,833.54
Municipal Sales & Use Tax - Auto	13,011.54
Automobile Licenses	5,594.72
Road Tax .21	1,233.71
Tobacco Tax	2,165.04
Municipal Real Estate Licenses	52.00
Manufactured Home Fees	58.13
Municipal Sales & Use Tax - Boat	13.30

## TOTAL PAID TO THE CITY OF BRIGHTON

**\$ 112,510.52**



# DISBURSEMENTS TO THE TOWN OF BROOKSIDE

October 1, 2022 through September 30, 2023

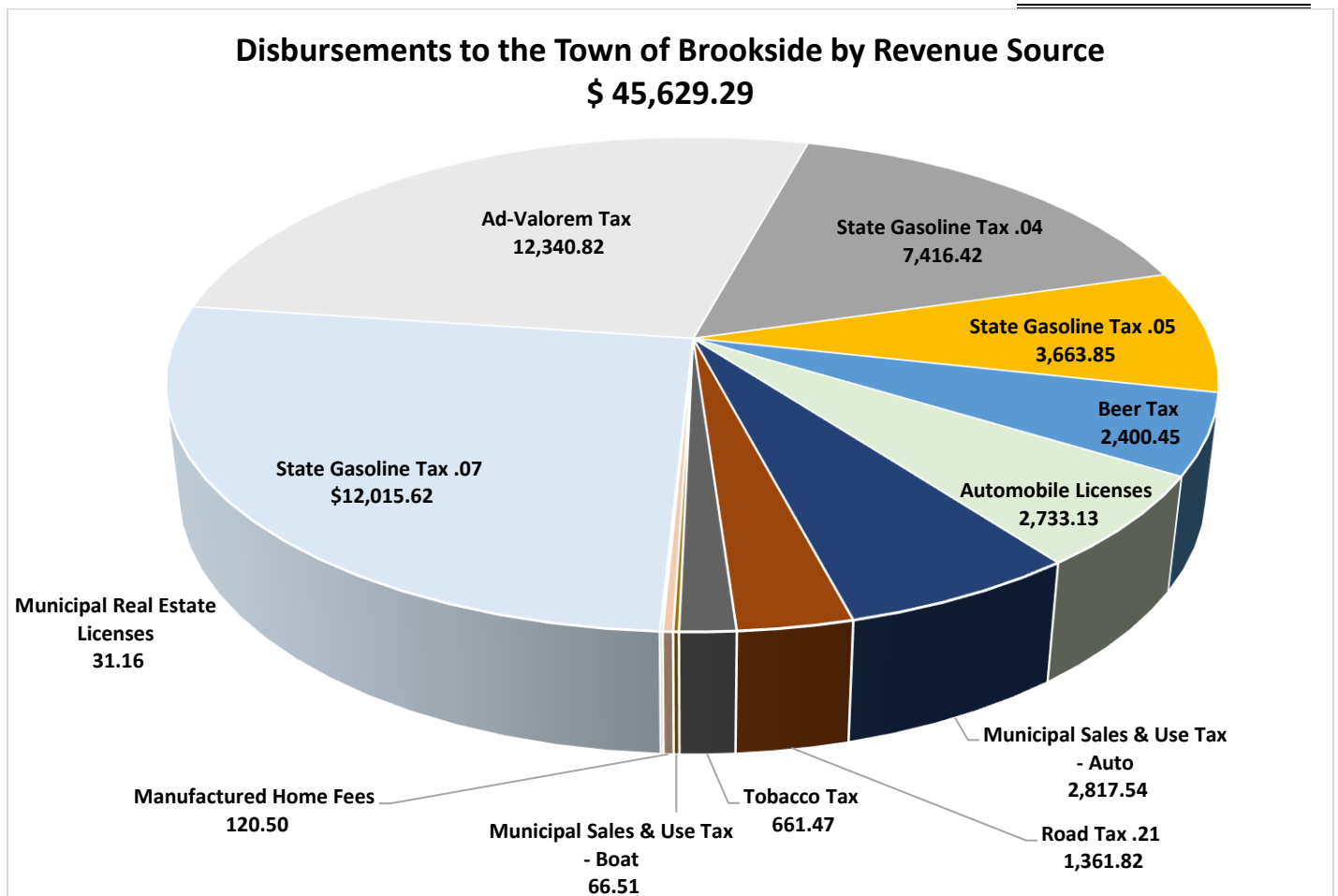
Number of Vehicle Registrations	<b>1,084</b>
<i>Total Assessed Value of all taxable vehicles registered in the City</i>	<b>\$ 1,406,000</b>

## SOURCE OF REVENUE

State Gasoline Tax .07	\$12,015.62
Ad-Valorem Tax	12,340.82
State Gasoline Tax .04	7,416.42
State Gasoline Tax .05	3,663.85
Beer Tax	2,400.45
Automobile Licenses	2,733.13
Municipal Sales & Use Tax - Auto	2,817.54
Road Tax .21	1,361.82
Tobacco Tax	661.47
Manufactured Home Fees	120.50
Municipal Real Estate Licenses	31.16
Municipal Sales & Use Tax - Boat	66.51

## TOTAL PAID TO THE TOWN OF BROOKSIDE

**\$ 45,629.29**



# DISBURSEMENTS TO THE TOWN OF CARDIFF

October 1, 2022 through September 30, 2023

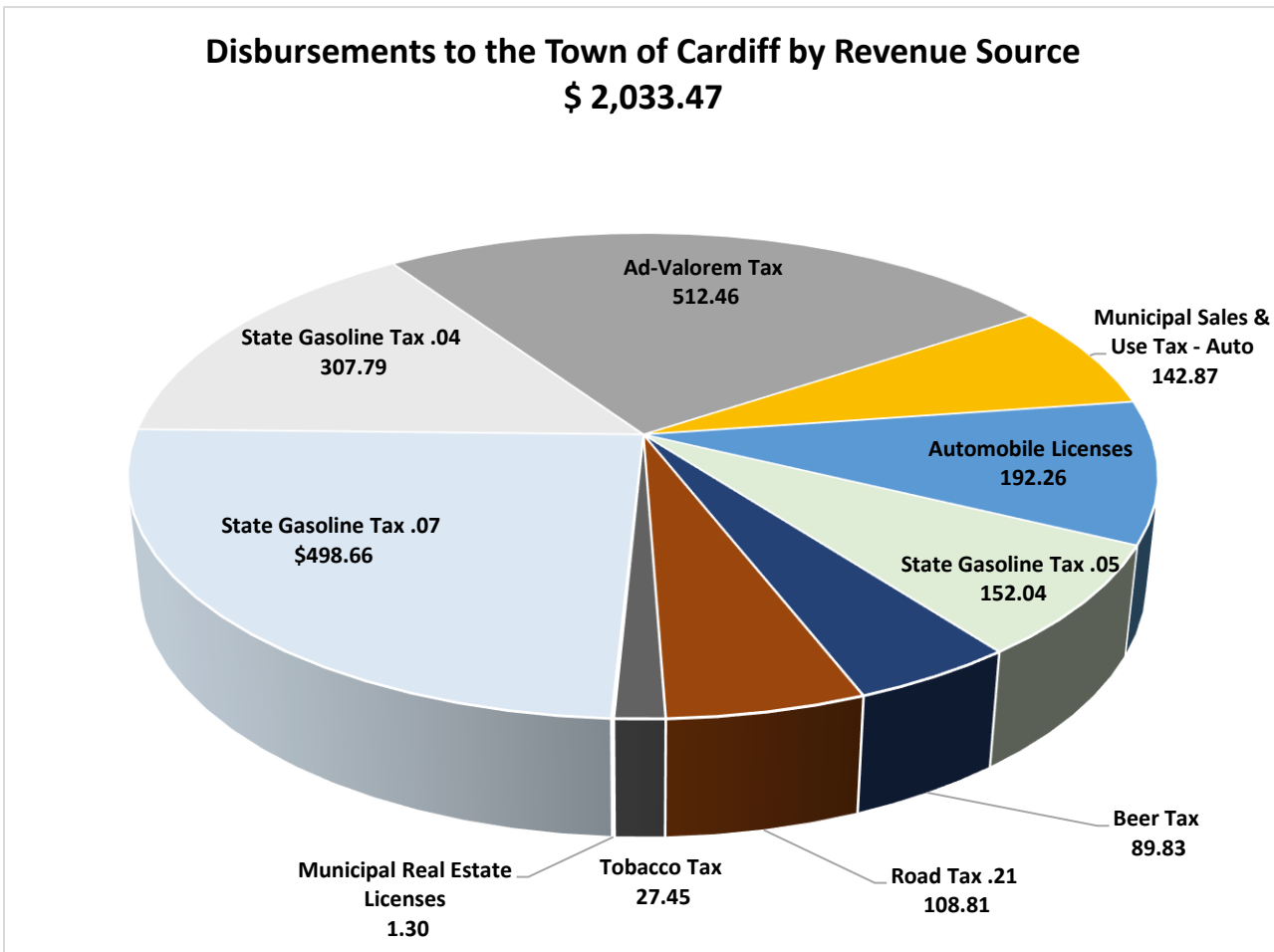
	Number of Vehicle Registrations	100
<i>Total Assessed Value of all taxable vehicles registered in the City</i>	\$	<b>111,280</b>

## SOURCE OF REVENUE

State Gasoline Tax .07	\$	498.66
Ad-Valorem Tax		512.46
State Gasoline Tax .04		307.79
Automobile Licenses		192.26
State Gasoline Tax .05		152.04
Beer Tax		89.83
Road Tax .21		108.81
Municipal Sales & Use Tax - Auto		142.87
Tobacco Tax		27.45
Municipal Real Estate Licenses		1.30

## TOTAL PAID TO THE TOWN OF CARDIFF

\$ 2,033.47





# DISBURSEMENTS TO THE CITY OF CENTER POINT

October 1, 2022 through September 30, 2023

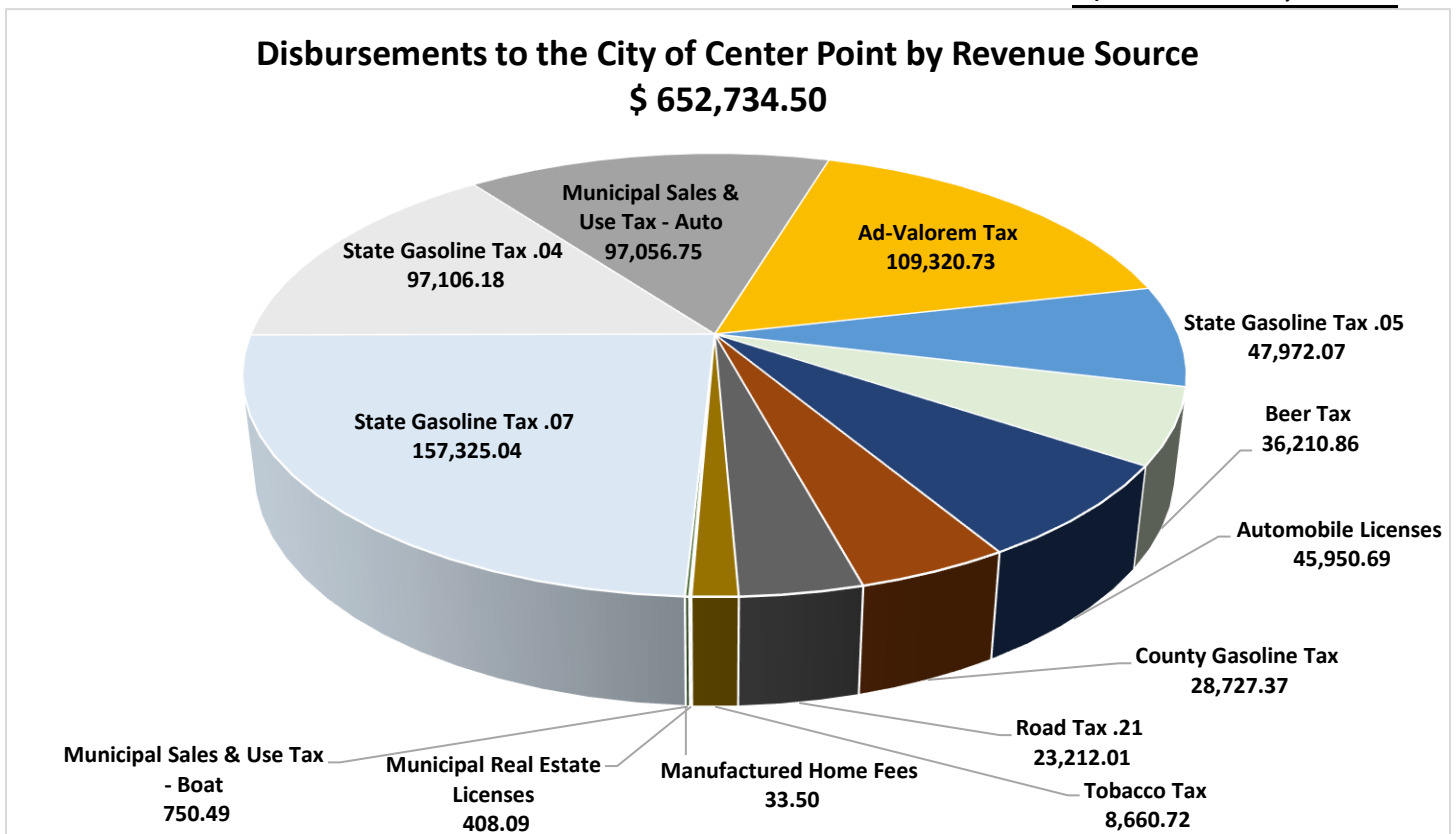
Number of Vehicle Registrations	<b>16,272</b>
<i>Total Assessed Value of all taxable vehicles registered in the City</i>	<b>23,476,380</b>

## SOURCE OF REVENUE

State Gasoline Tax .07	\$ 157,325.04
Municipal Sales & Use Tax - Auto	97,056.75
State Gasoline Tax .04	97,106.18
Ad-Valorem Tax	109,320.73
State Gasoline Tax .05	47,972.07
Automobile Licenses	45,950.69
Beer Tax	36,210.86
County Gasoline Tax	28,727.37
Road Tax .21	23,212.01
Tobacco Tax	8,660.72
Municipal Real Estate Licenses	408.09
Municipal Sales & Use Tax - Boat	750.49
Manufactured Home Fees	33.50

## TOTAL PAID TO THE CITY OF CENTER POINT

**\$ 652,734.50**



# DISBURSEMENTS TO THE CITY OF CLAY

October 1, 2022 through September 30, 2023

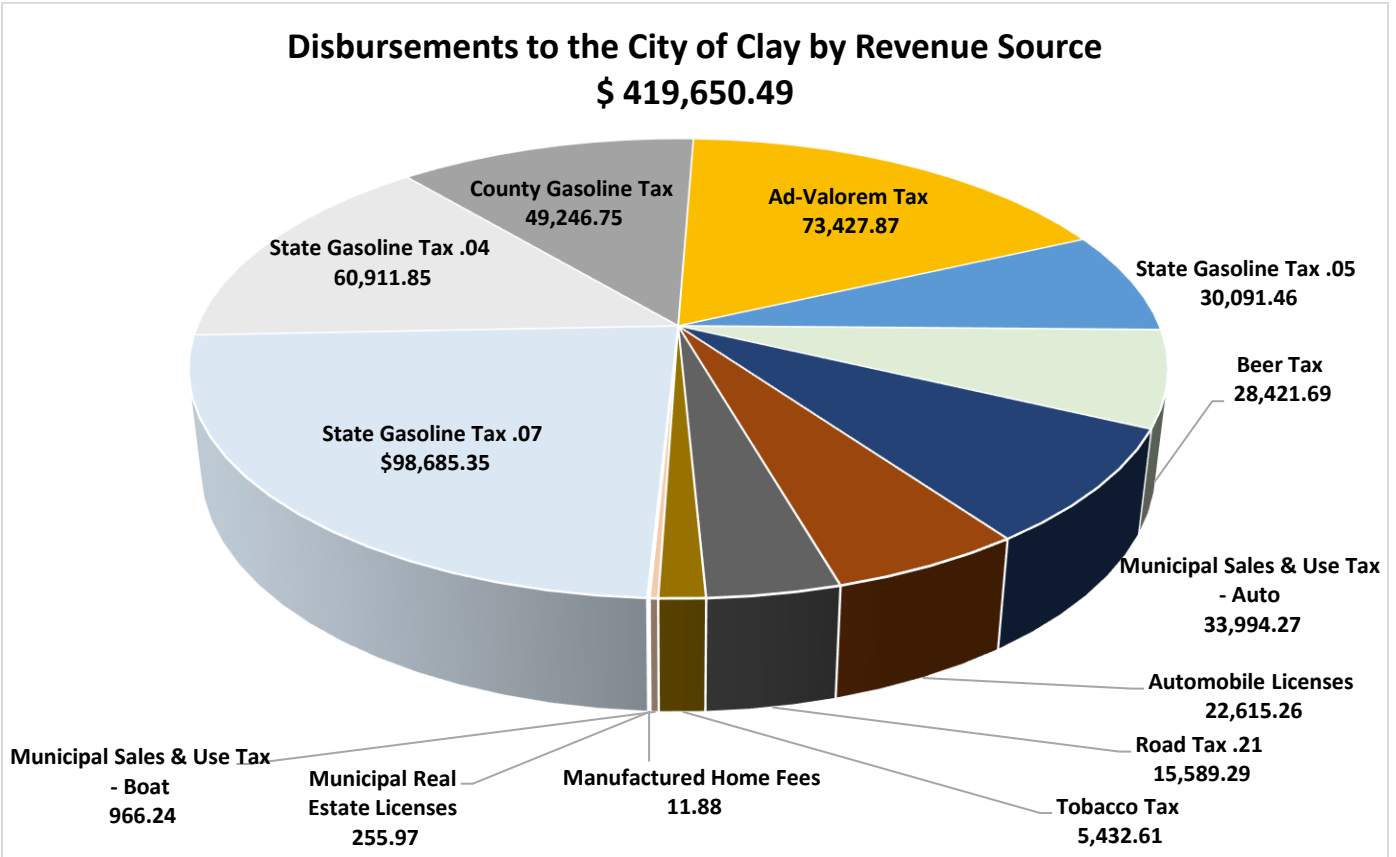
	<b>Number of Vehicle Registrations</b>	<b>8711</b>
<i>Total Assessed Value of all taxable vehicles registered in the City</i>	<b>\$</b>	<b>15,884,340</b>

**SOURCE OF REVENUE**

State Gasoline Tax .07	\$	98,685.35
Ad-Valorem Tax		73,427.87
State Gasoline Tax .04		60,911.85
County Gasoline Tax		49,246.75
State Gasoline Tax .05		30,091.46
Municipal Sales & Use Tax - Auto		33,994.27
Beer Tax		28,421.69
Automobile Licenses		22,615.26
Road Tax .21		15,589.29
Tobacco Tax		5,432.61
Municipal Sales & Use Tax - Boat		966.24
Municipal Real Estate Licenses		255.97
Manufactured Home Fees		11.88

**TOTAL PAID TO THE CITY OF CLAY**

**\$ 419,650.49**



# DISBURSEMENTS TO THE TOWN OF COUNTY LINE

October 1, 2022 through September 30, 2023

Number of Vehicle Registrations	<b>117</b>
<i>Total Assessed Value of all taxable vehicles registered in the City</i>	<b>154,340</b>

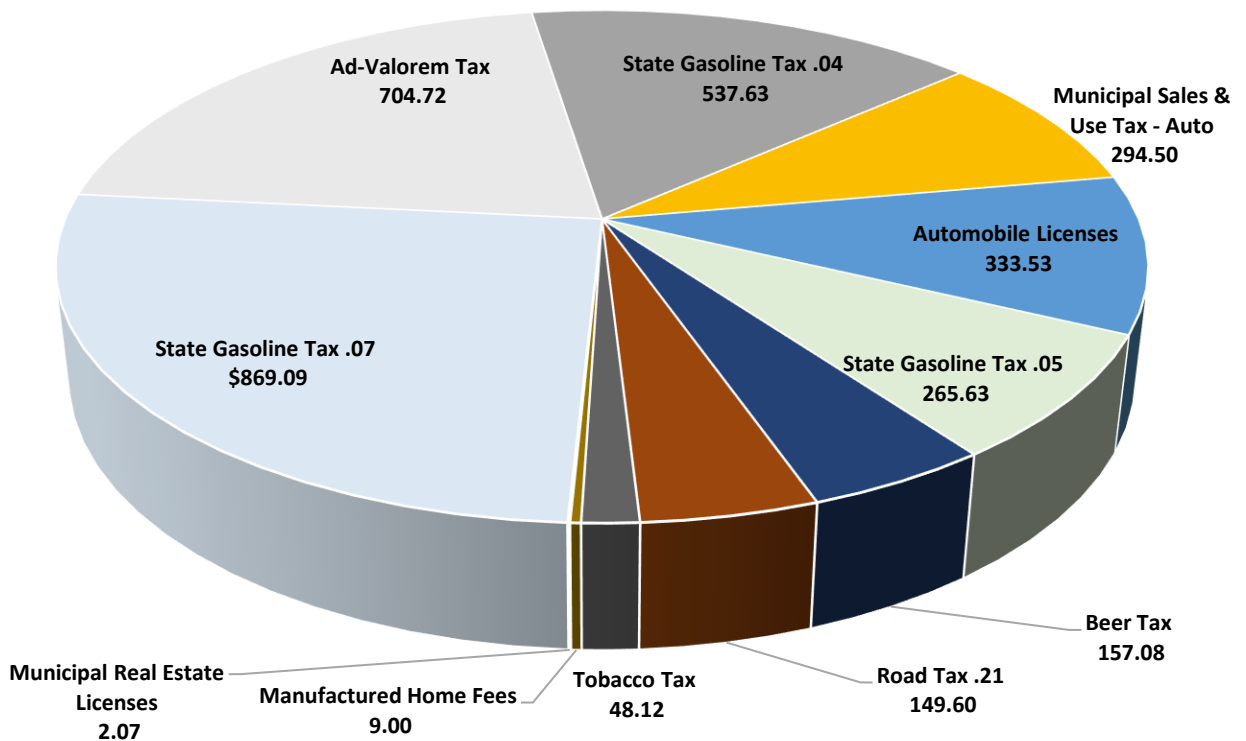
## SOURCE OF REVENUE

Municipal Sales & Use Tax - Auto	\$	294.50
Ad-Valorem Tax		704.72
State Gasoline Tax .07		869.09
State Gasoline Tax .04		537.63
Automobile Licenses		333.53
State Gasoline Tax .05		265.63
Road Tax .21		149.60
Beer Tax		157.08
Tobacco Tax		48.12
Manufactured Home Fees		9.00
Municipal Real Estate Licenses		2.07

## TOTAL PAID TO THE TOWN OF COUNTY LINE

\$ 3,370.97

**Disbursements to the Town of County Line by Revenue Source**  
**\$ 3,370.97**



# DISBURSEMENTS TO THE CITY OF FAIRFIELD

October 1, 2022 through September 30, 2023

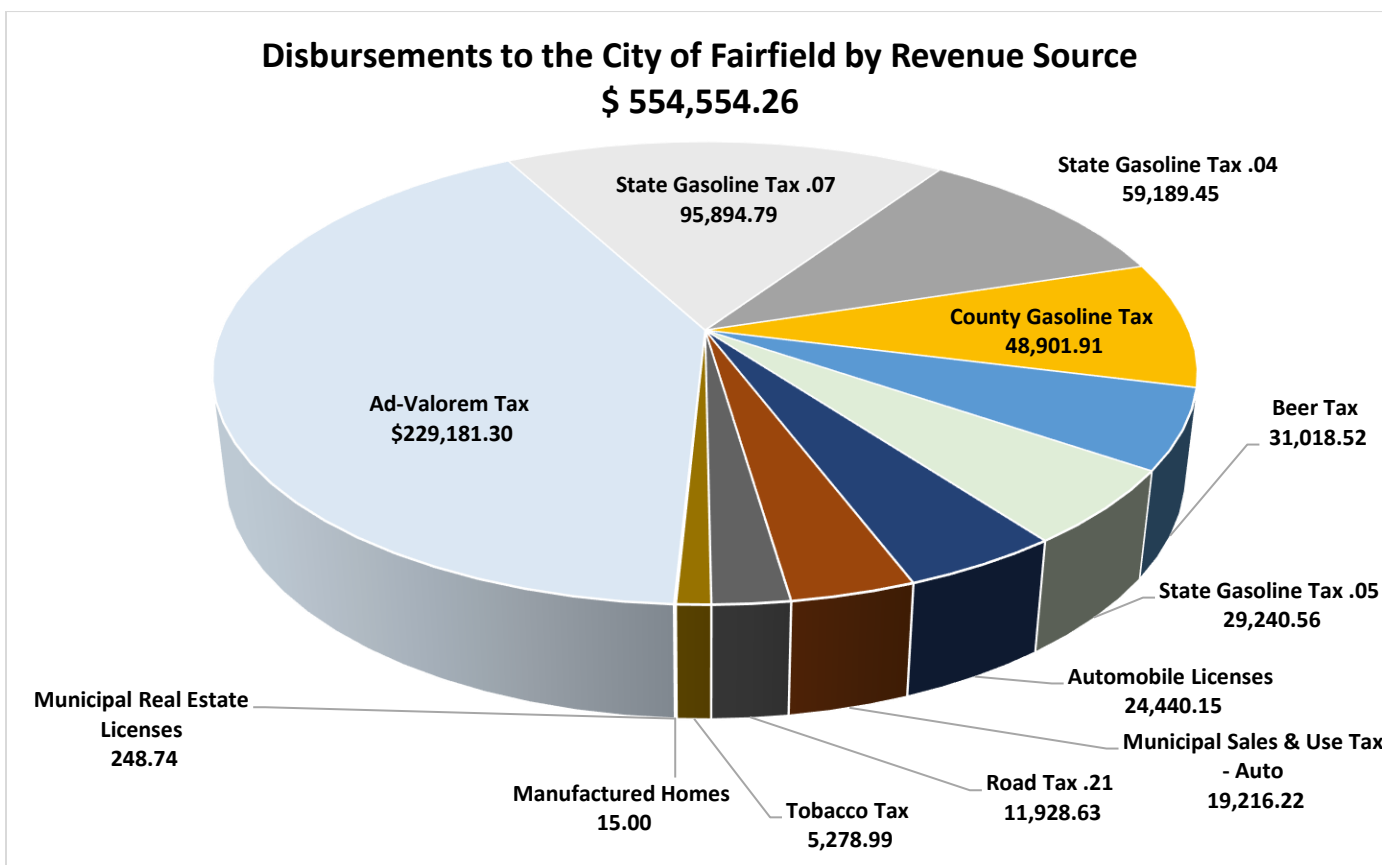
<b>Number of Vehicle Registrations</b>	<b>8,721</b>
<b>Total Assessed Value of all taxable vehicles registered in the City</b>	<b>\$ 12,151,300</b>

## SOURCE OF REVENUE

Ad-Valorem Tax	\$ 229,181.30
State Gasoline Tax .07	95,894.79
State Gasoline Tax .04	59,189.45
County Gasoline Tax	48,901.91
Beer Tax	31,018.52
State Gasoline Tax .05	29,240.56
Automobile Licenses	24,440.15
Municipal Sales & Use Tax - Auto	19,216.22
Road Tax .21	11,928.63
Tobacco Tax	5,278.99
Municipal Real Estate Licenses	248.74
Manufactured Home Fees	15.00

## TOTAL PAID TO THE CITY OF FAIRFIELD

**\$ 554,554.26**



# DISBURSEMENTS TO THE CITY OF FULTONDALE

October 1, 2022 through September 30, 2023

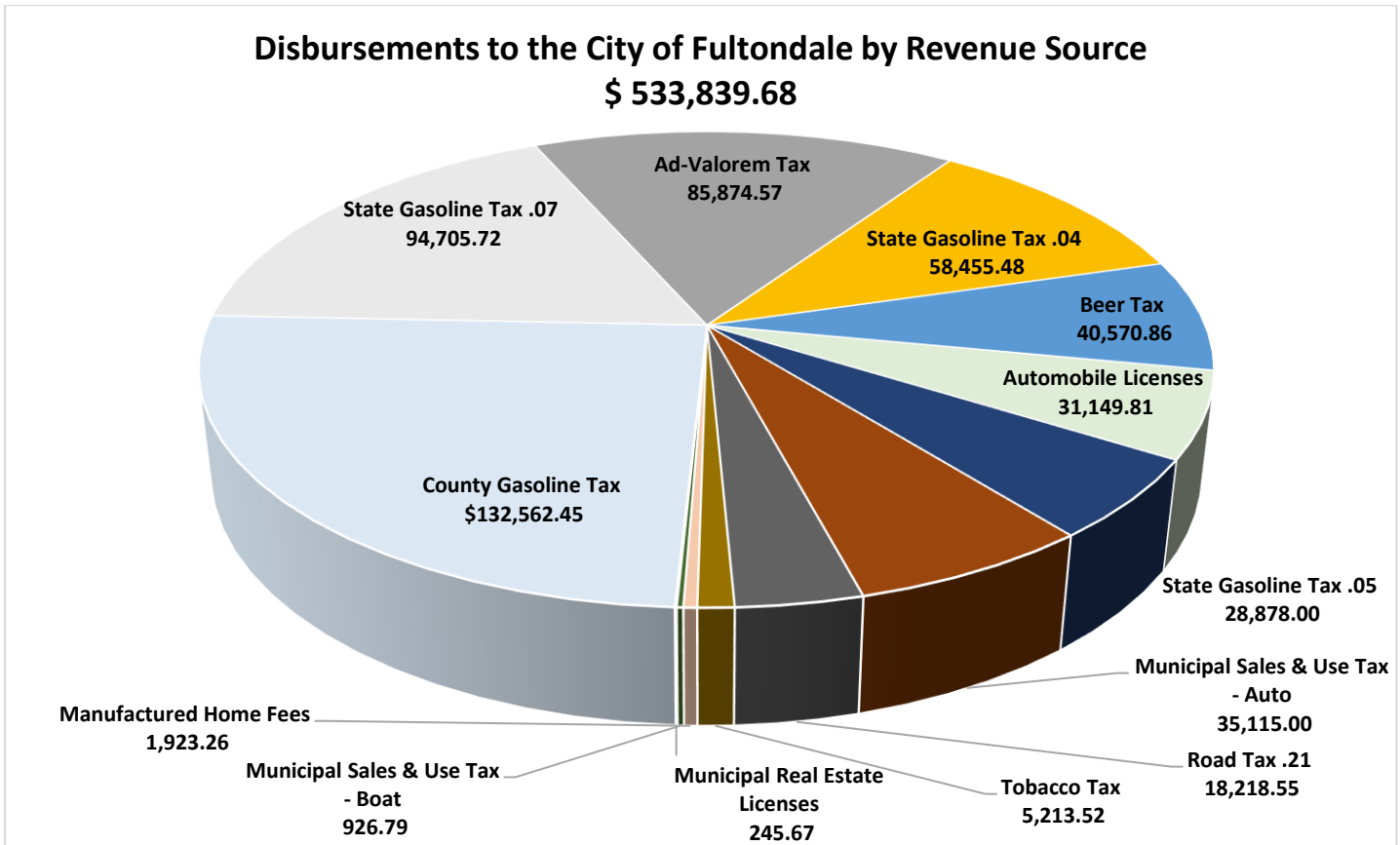
<b>Number of Vehicle Registrations</b>	<b>10,322</b>
<b>Total Assessed Value of all taxable vehicles registered in the City</b>	<b>\$ 18,538,780</b>

**SOURCE OF REVENUE**

County Gasoline Tax	\$	132,562.45
State Gasoline Tax .07		94,705.72
Ad-Valorem Tax		85,874.57
State Gasoline Tax .04		58,455.48
Beer Tax		40,570.86
Automobile Licenses		31,149.81
Municipal Sales & Use Tax - Auto		35,115.00
State Gasoline Tax .05		28,878.00
Road Tax .21		18,218.55
Tobacco Tax		5,213.52
Manufactured Home Fees		1,923.26
Municipal Real Estate Licenses		245.67
Municipal Sales & Use Tax - Boat		926.79

**TOTAL PAID TO THE CITY OF FULTONDALE**

**\$ 533,839.68**



# DISBURSEMENTS TO THE CITY OF GARDENDALE

October 1, 2022 through September 30, 2023

	Number of Vehicle Registrations	17,713
	<i>Total Assessed Value of all taxable vehicles registered in the City</i>	\$ 35,825,200

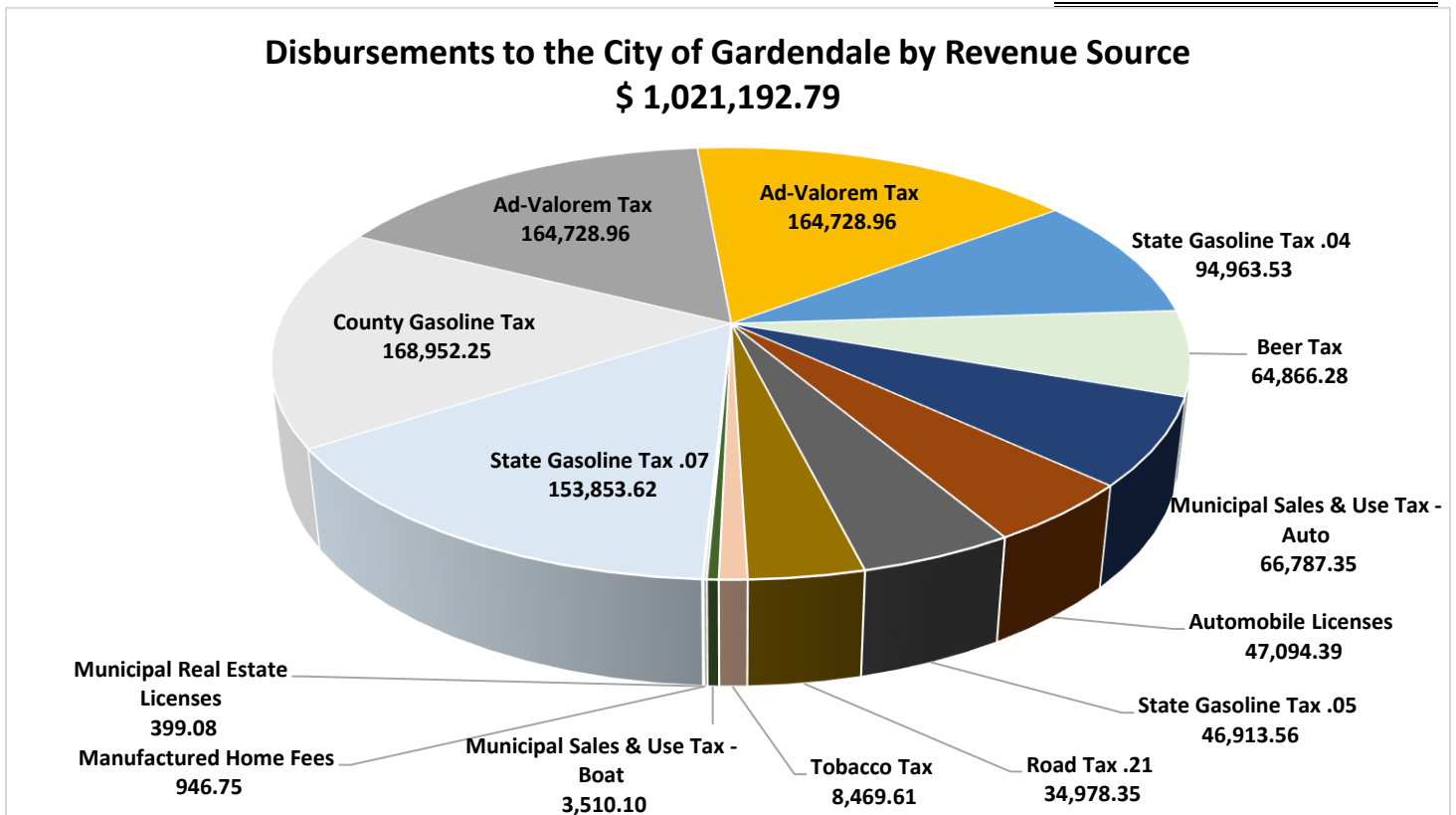
## SOURCE OF REVENUE

County Gasoline Tax	\$ 168,952.25
Ad-Valorem Tax .50 School Fund	164,728.97
Ad-Valorem Tax .50 School Fund	164,728.95
State Gasoline Tax .07	153,853.62
State Gasoline Tax .04	94,963.53
Beer Tax	64,866.28
Municipal Sales & Use Tax - Auto	66,787.35
Automobile Licenses	47,094.39
State Gasoline Tax .05	46,913.56
Road Tax .21	34,978.35
Tobacco Tax	8,469.61
Municipal Sales & Use Tax - Boat	3,510.10
Manufactured Home Fees	946.75
Municipal Real Estate Licenses	399.08

## TOTAL PAID TO THE CITY OF GARDENDALE

\$ 1,021,192.79

**Disbursements to the City of Gardendale by Revenue Source**  
**\$ 1,021,192.79**



# DISBURSEMENTS TO THE CITY OF GRAYSVILLE

October 1, 2022 through September 30, 2023

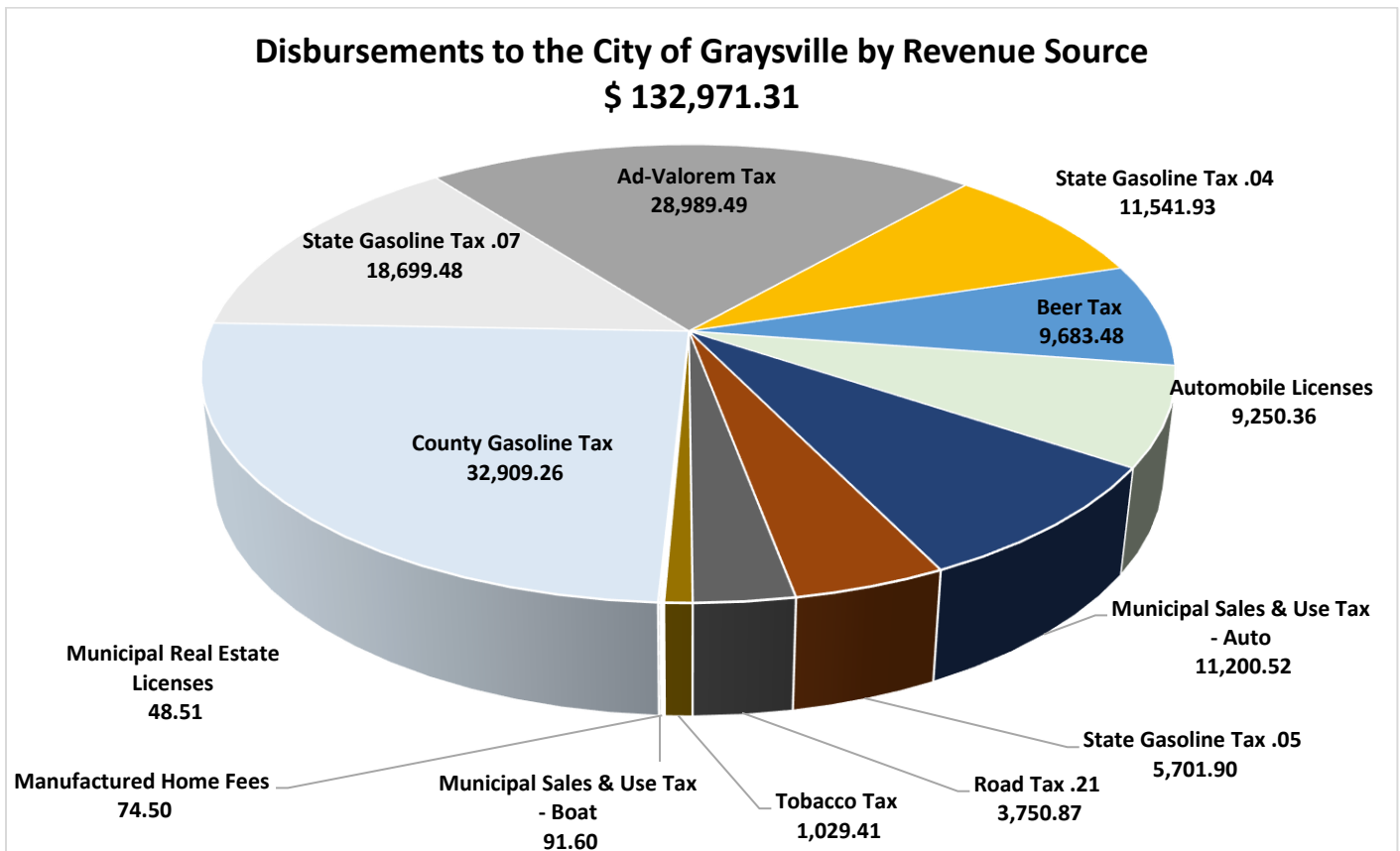
	Number of Vehicle Registrations	2,505
<i>Total Assessed Value of all taxable vehicles registered in the City</i>	\$	<b>3,796,300</b>

## SOURCE OF REVENUE

County Gasoline Tax	\$	32,909.26
Ad-Valorem Tax		28,989.49
State Gasoline Tax .07		18,699.48
State Gasoline Tax .04		11,541.93
Municipal Sales & Use Tax - Auto		11,200.52
Beer Tax		9,683.48
Automobile Licenses		9,250.36
State Gasoline Tax .05		5,701.90
Road Tax .21		3,750.87
Tobacco Tax		1,029.41
Municipal Sales & Use Tax - Boat		91.60
Municipal Real Estate Licenses		48.51
Manufactured Home Fees		74.50

## TOTAL PAID TO THE CITY OF GRAYSVILLE

**\$ 132,971.31**



# DISBURSEMENTS TO THE CITY OF HELENA

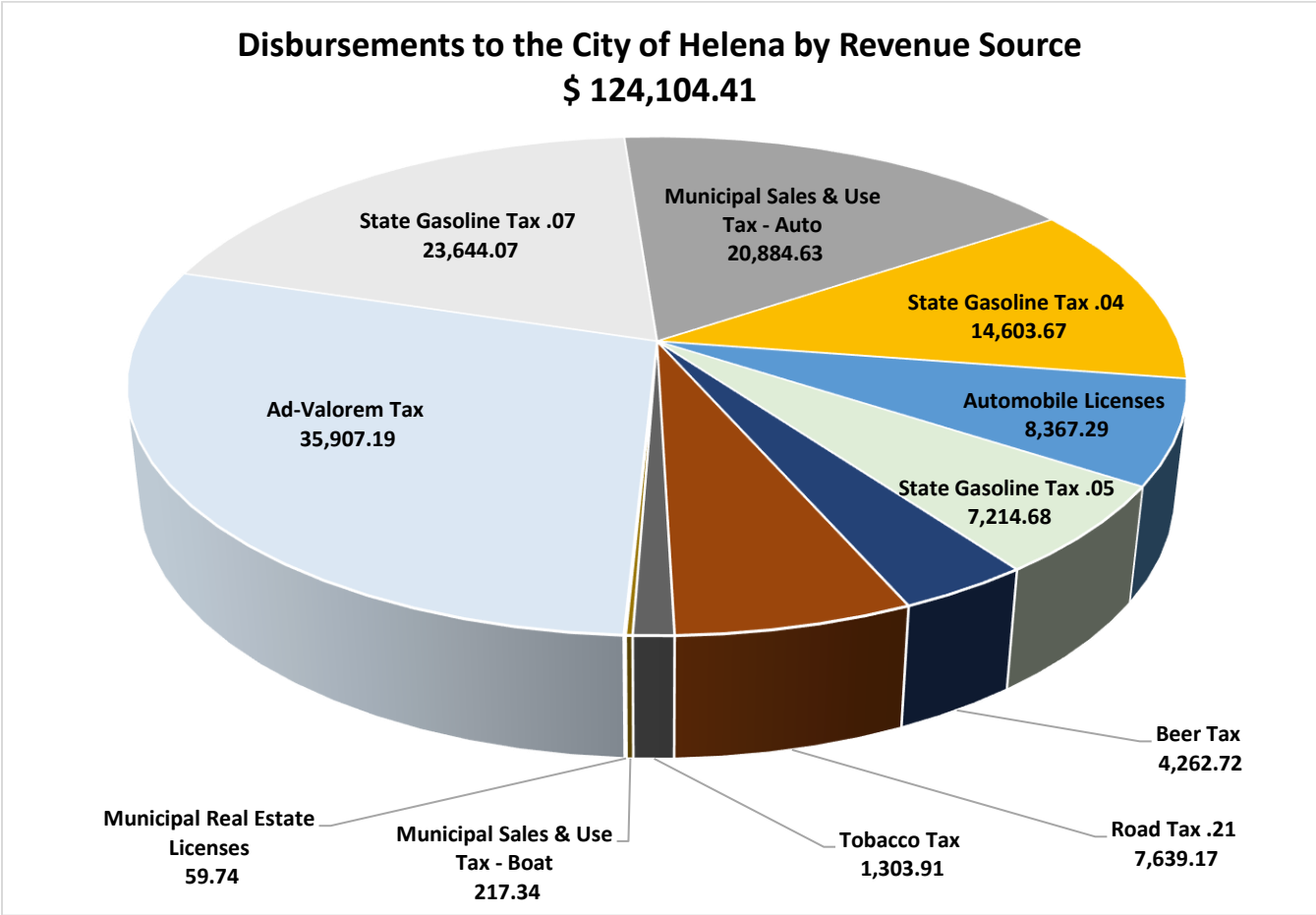
October 1, 2022 through September 30, 2023

<b>Number of Vehicle Registrations</b>	<b>3,235</b>
<b>Total Assessed Value of all taxable vehicles registered in the City</b>	<b>\$ 7,810,860</b>

**SOURCE OF REVENUE**

Ad-Valorem Tax	\$	35,907.19
Municipal Sales & Use Tax - Auto		20,884.63
State Gasoline Tax .07		23,644.07
State Gasoline Tax .04		14,603.67
Automobile Licenses		8,367.29
State Gasoline Tax .05		7,214.68
Road Tax .21		7,639.17
Beer Tax		4,262.72
Tobacco Tax		1,303.91
Municipal Sales & Use Tax - Boat		217.34
Municipal Real Estate Licenses		59.74

<b>TOTAL PAID TO THE CITY OF HELENA</b>	<b>\$</b>	<b>124,104.41</b>
---	-----------	-------------------





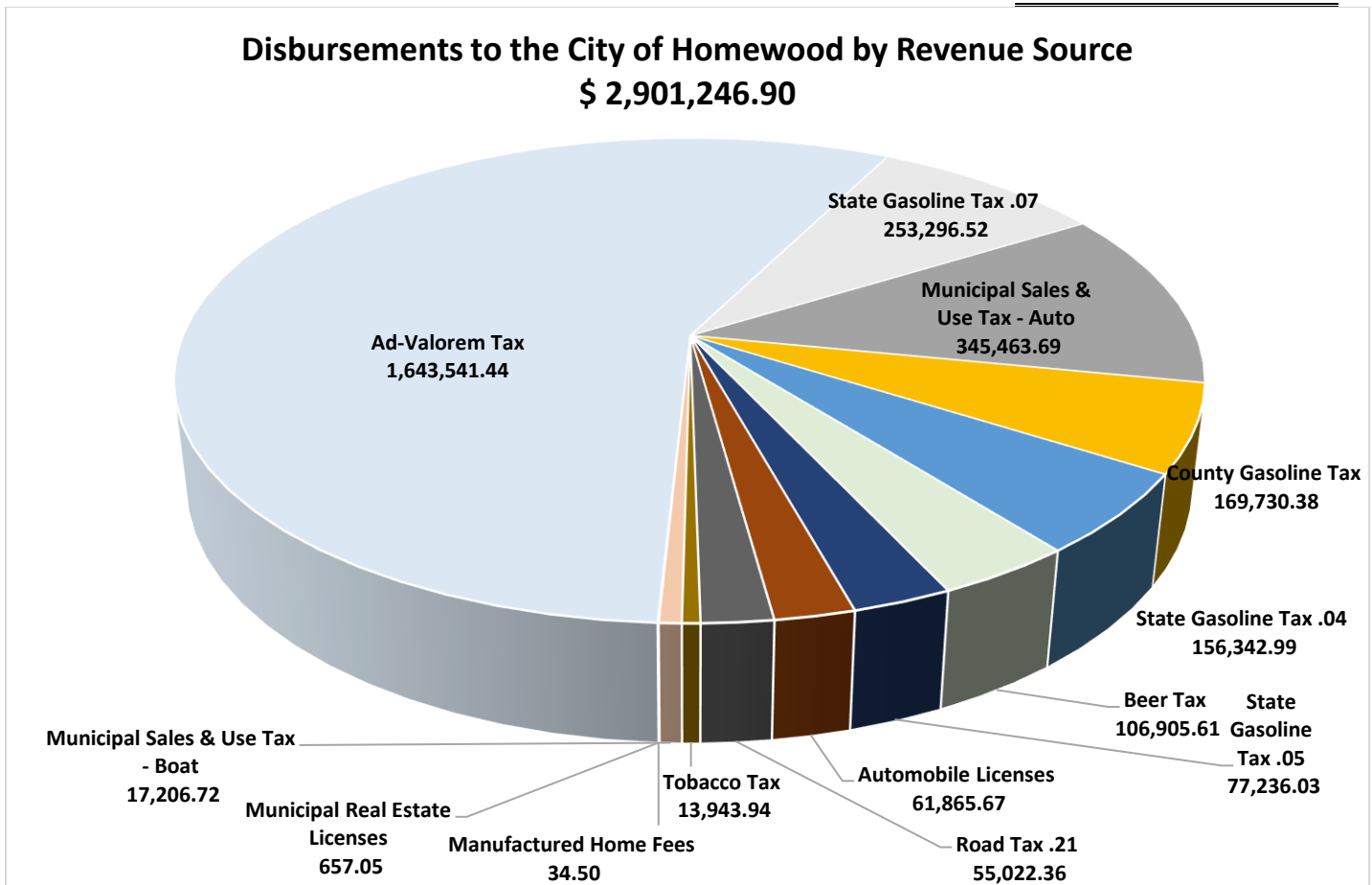
# DISBURSEMENTS TO THE CITY OF HOMEWOOD

October 1, 2022 through September 30, 2023

Number of Vehicle Registrations	22,268
<b>Total Assessed Value of all taxable vehicles registered in the City</b>	<b>\$ 55,911,040</b>

## SOURCE OF REVENUE

Ad-Valorem Tax	\$ 1,643,541.44
Municipal Sales & Use Tax - Auto	345,463.69
State Gasoline Tax .07	253,296.52
County Gasoline Tax	169,730.38
State Gasoline Tax .04	156,342.99
Beer Tax	106,905.61
State Gasoline Tax .05	77,236.03
Automobile Licenses	61,865.67
Road Tax .21	55,022.36
Municipal Sales & Use Tax - Boat	17,206.72
Tobacco Tax	13,943.94
Municipal Real Estate Licenses	657.05
Manufactured Home Fees	34.50
<b>TOTAL PAID TO THE CITY OF HOMEWOOD</b>	<b>\$ 2,901,246.90</b>



# DISBURSEMENTS TO THE CITY OF HOOVER

October 1, 2022 through September 30, 2023

	Number of Vehicle Registrations	65,346
<i>Total Assessed Value of all taxable vehicles registered in the City</i>	\$	151,227,520

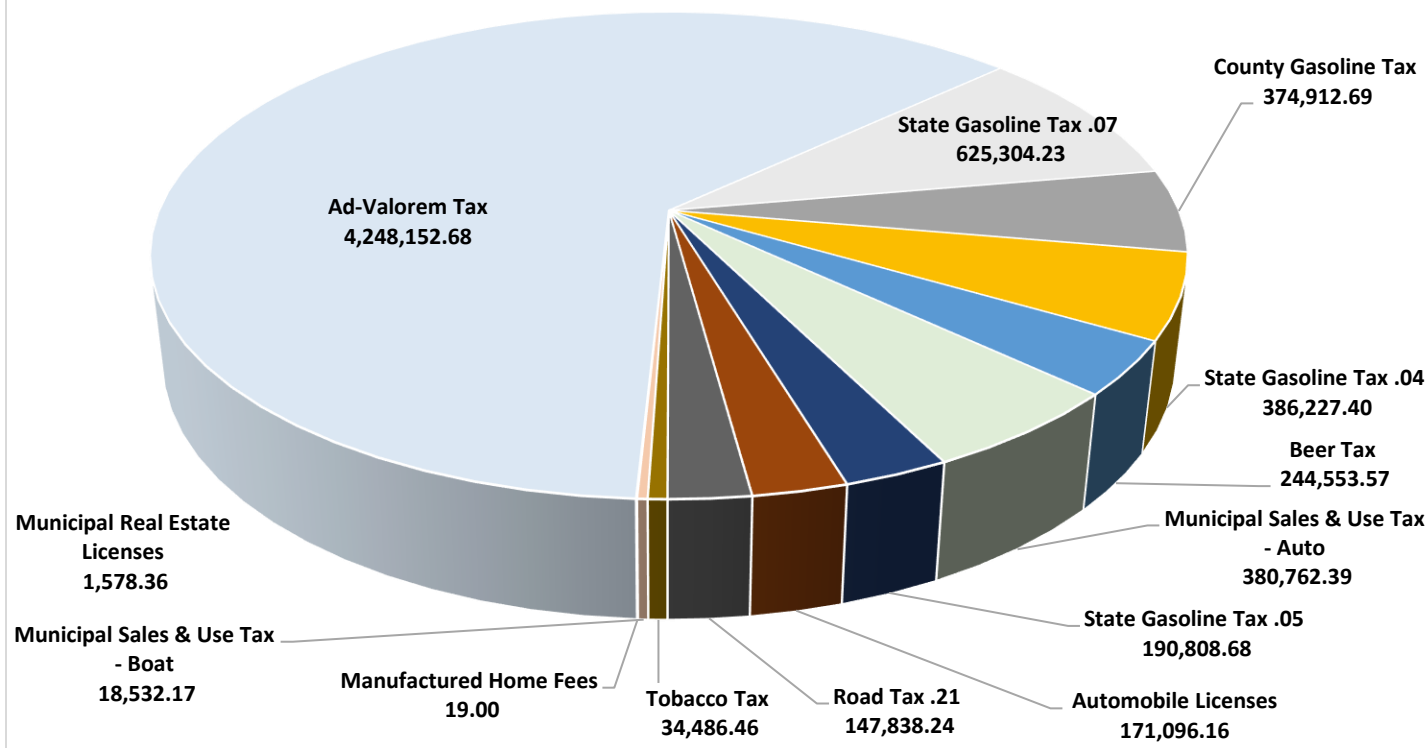
## SOURCE OF REVENUE

Ad-Valorem Tax	\$	4,248,152.68
State Gasoline Tax .07		625,304.23
County Gasoline Tax		374,912.69
Municipal Sales & Use Tax - Auto		380,762.39
State Gasoline Tax .04		386,227.40
Beer Tax		244,553.57
State Gasoline Tax .05		190,808.68
Automobile Licenses		171,096.16
Road Tax .21		147,838.24
Tobacco Tax		34,486.46
Municipal Sales & Use Tax - Boat		18,532.17
Municipal Real Estate Licenses		1,578.36
Manufactured Home Fees		19.00

## TOTAL PAID TO THE CITY OF HOOVER

**\$ 6,824,272.03**

**Disbursements to the City of Hoover by Revenue Source**  
**\$ 6,824,272.03**



# DISBURSEMENTS TO THE CITY OF HUEYTOWN

October 1, 2022 through September 30, 2023

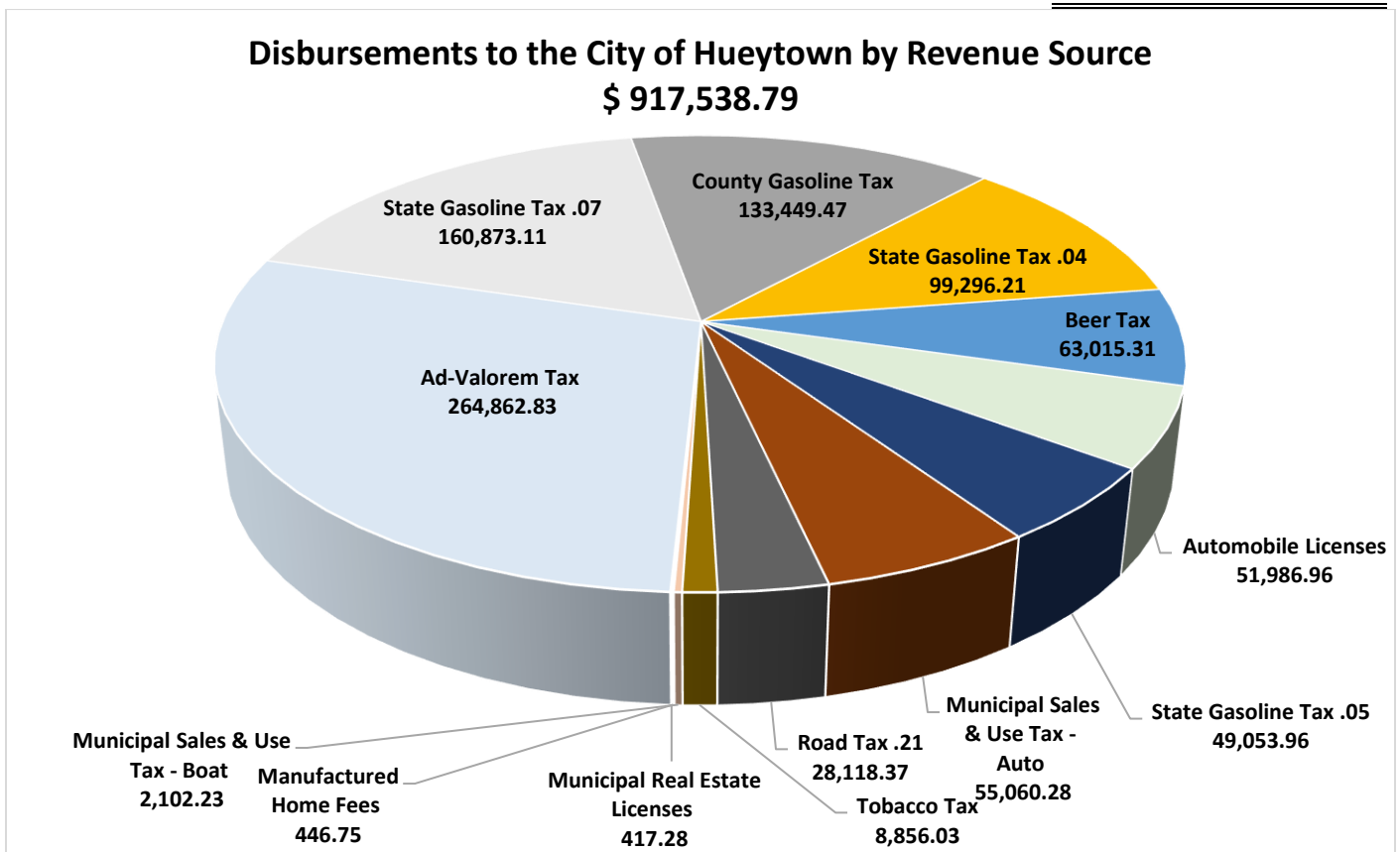
<b>Number of Vehicle Registrations</b>	<b>18,523</b>
<b>Total Assessed Value of all taxable vehicles registered in the City</b>	<b>\$ 28,521,340</b>

## SOURCE OF REVENUE

Ad-Valorem Tax	\$	264,862.83
State Gasoline Tax .07		160,873.11
County Gasoline Tax		133,449.47
State Gasoline Tax .04		99,296.21
Beer Tax		63,015.31
Municipal Sales & Use Tax - Auto		55,060.28
Automobile Licenses		51,986.96
State Gasoline Tax .05		49,053.96
Road Tax .21		28,118.37
Tobacco Tax		8,856.03
Municipal Sales & Use Tax - Boat		2,102.23
Manufactured Home Fees		446.75
Municipal Real Estate Licenses		417.28

## TOTAL PAID TO THE CITY OF HUEYTOWN

**\$ 917,538.79**



# DISBURSEMENTS TO THE CITY OF IRONDALE

October 1, 2022 through September 30, 2023

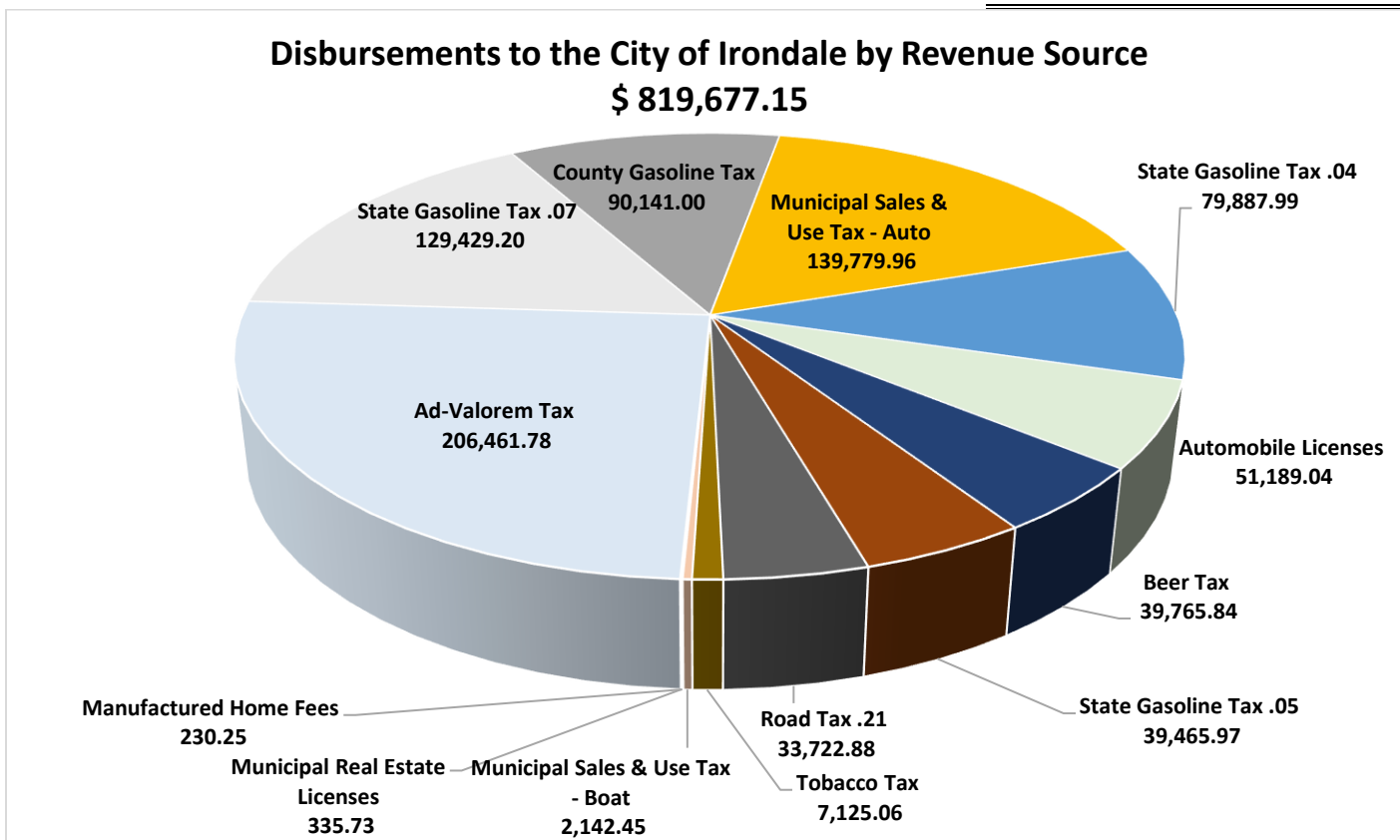
Number of Vehicle Registrations	<b>15,148</b>
<i>Total Assessed Value of all taxable vehicles registered in the City</i> \$	<b>34,105,040</b>

## SOURCE OF REVENUE

Ad-Valorem Tax	\$	206,461.78
Municipal Sales & Use Tax - Auto		139,779.96
State Gasoline Tax .07		129,429.20
County Gasoline Tax		90,141.00
State Gasoline Tax .04		79,887.99
Automobile Licenses		51,189.04
Beer Tax		39,765.84
State Gasoline Tax .05		39,465.97
Road Tax .21		33,722.88
Tobacco Tax		7,125.06
Municipal Sales & Use Tax - Boat		2,142.45
Municipal Real Estate Licenses		335.73
Manufactured Home Fees		230.25

## TOTAL PAID TO THE CITY OF IRONDALE

**\$ 819,677.15**



# DISBURSEMENTS TO THE CITY OF KIMBERLY

October 1, 2022 through September 30, 2023

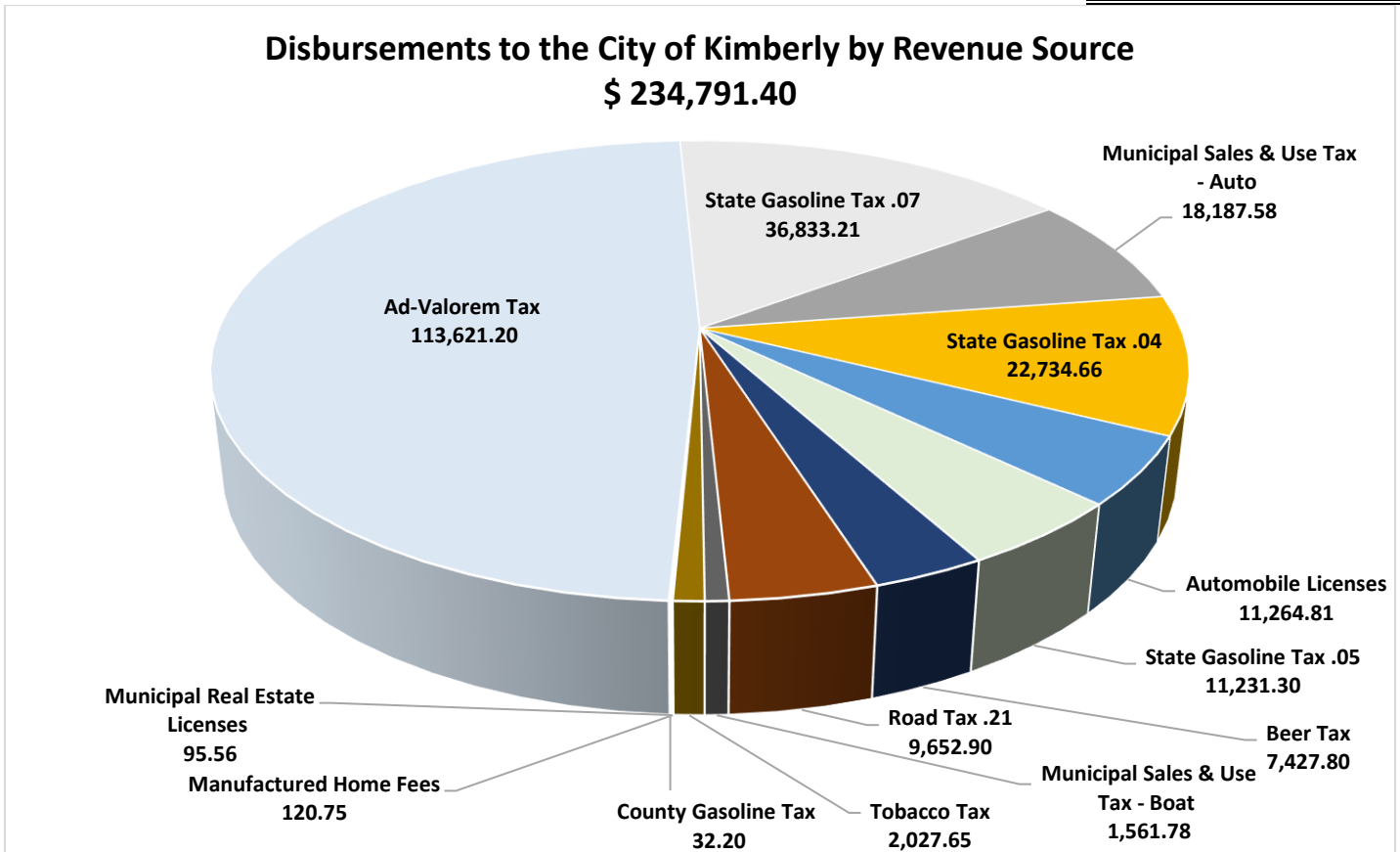
<b>Number of Vehicle Registrations</b>	<b>4,546</b>
<b>Total Assessed Value of all taxable vehicles registered in the City</b>	<b>\$ 9,923,440</b>

**SOURCE OF REVENUE**

Ad-Valorem Tax	\$	113,621.20
State Gasoline Tax .07		36,833.21
Municipal Sales & Use Tax - Auto		18,187.58
State Gasoline Tax .04		22,734.66
Automobile Licenses		11,264.81
Road Tax .21		9,652.90
State Gasoline Tax .05		11,231.30
Beer Tax		7,427.80
Tobacco Tax		2,027.65
Municipal Sales & Use Tax - Boat		1,561.78
Manufactured Home Fees		120.75
Municipal Real Estate Licenses		95.56
County Gasoline Tax		32.20

**TOTAL PAID TO THE CITY OF KIMBERLY**

**\$ 234,791.40**



# DISBURSEMENTS TO THE TOWN OF LAKE VIEW

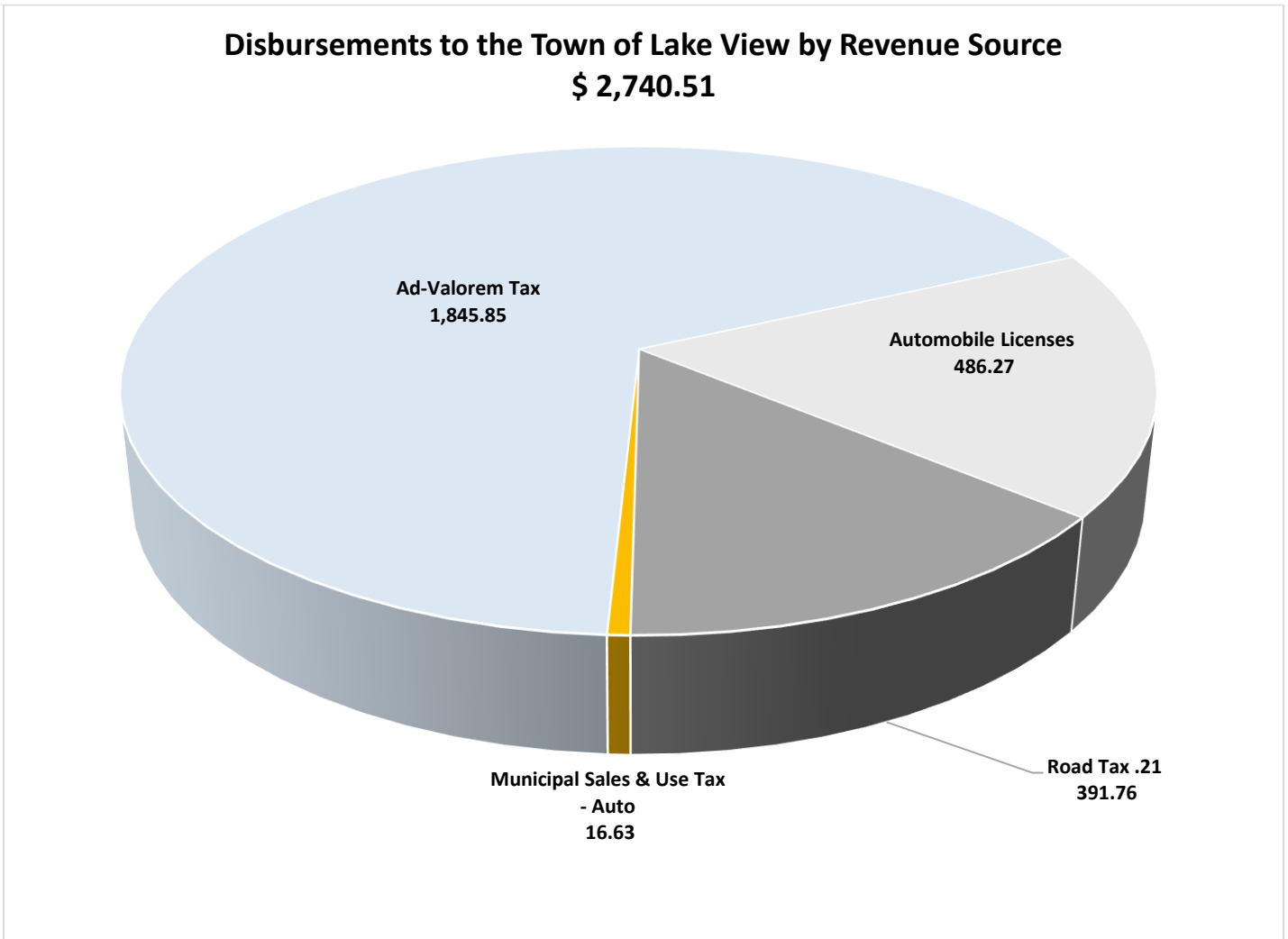
October 1, 2022 through September 30, 2023

<b>Number of Vehicle Registrations</b>	<b>185</b>
<b>Total Assessed Value of all taxable vehicles registered in the City</b>	<b>\$ 397,200</b>

**SOURCE OF REVENUE**

Ad-Valorem Tax	\$	1,845.85
Automobile Licenses		486.27
Road Tax .21		391.76
Municipal Sales & Use Tax - Auto		16.63
Municipal Sales & Use Tax - Boat		0.00

<b>TOTAL PAID TO THE TOWN OF LAKE VIEW</b>	<b>\$</b>	<b>2,740.51</b>
--	-----------	-----------------



# DISBURSEMENTS TO THE CITY OF LEEDS

October 1, 2022 through September 30, 2023

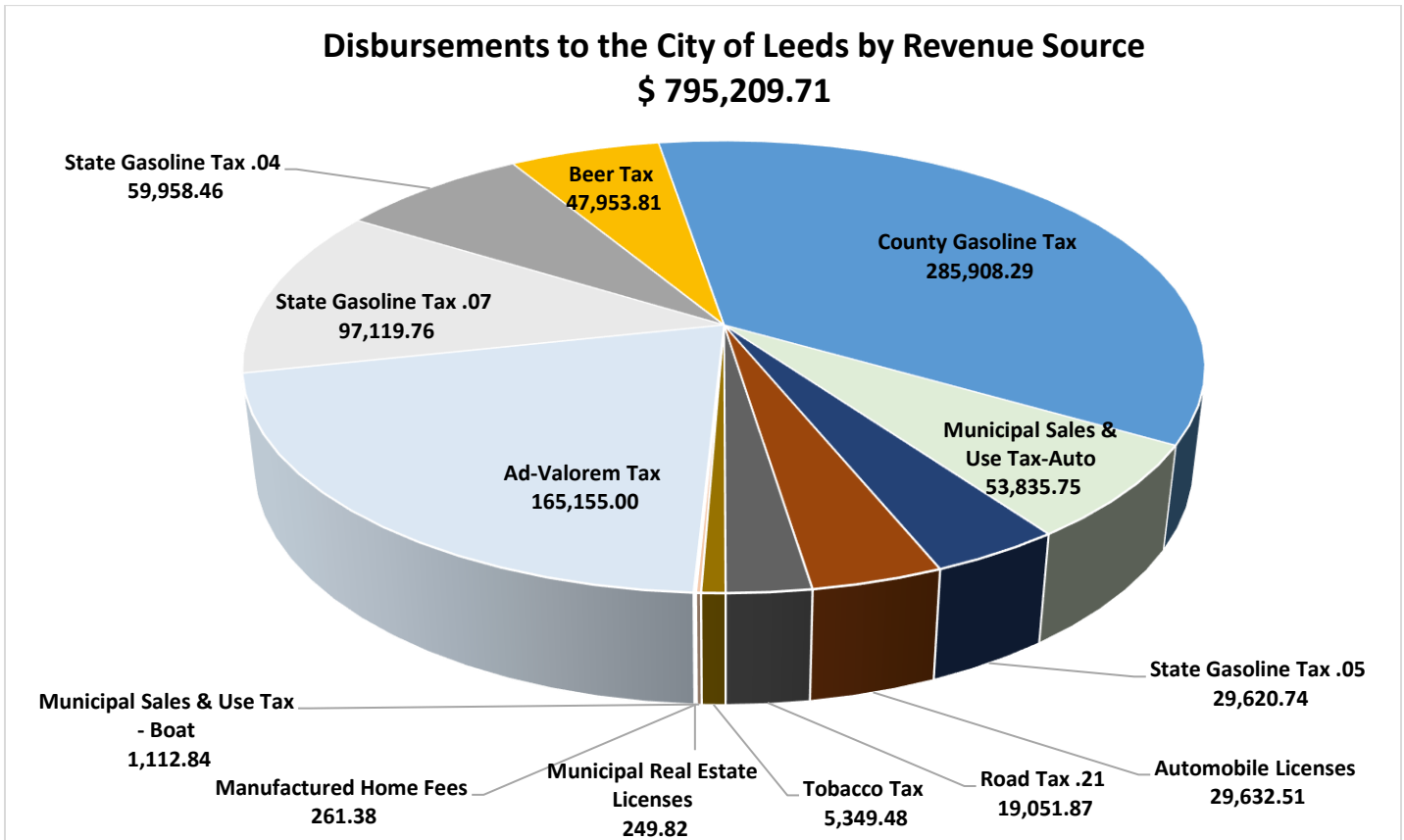
<b>Number of Vehicle Registrations</b>	<b>11,448</b>
<b>Total Assessed Value of all taxable vehicles registered in the City</b>	<b>\$ 19,395,340</b>

**SOURCE OF REVENUE**

County Gasoline Tax	\$	285,908.29
Ad-Valorem Tax		165,155.00
State Gasoline Tax .07		97,119.76
State Gasoline Tax .04		59,958.46
Municipal Sales & Use Tax - Auto		53,835.75
Beer Tax		47,953.81
State Gasoline Tax .05		29,620.74
Automobile Licenses		29,632.51
Road Tax .21		19,051.87
Tobacco Tax		5,349.48
Municipal Sales & Use Tax - Boat		1,112.84
Municipal Real Estate Licenses		249.82
Manufactured Home Fees		261.38

**TOTAL PAID TO THE CITY OF LEEDS**

**\$ 795,209.71**



# DISBURSEMENTS TO THE CITY OF LIPSCOMB

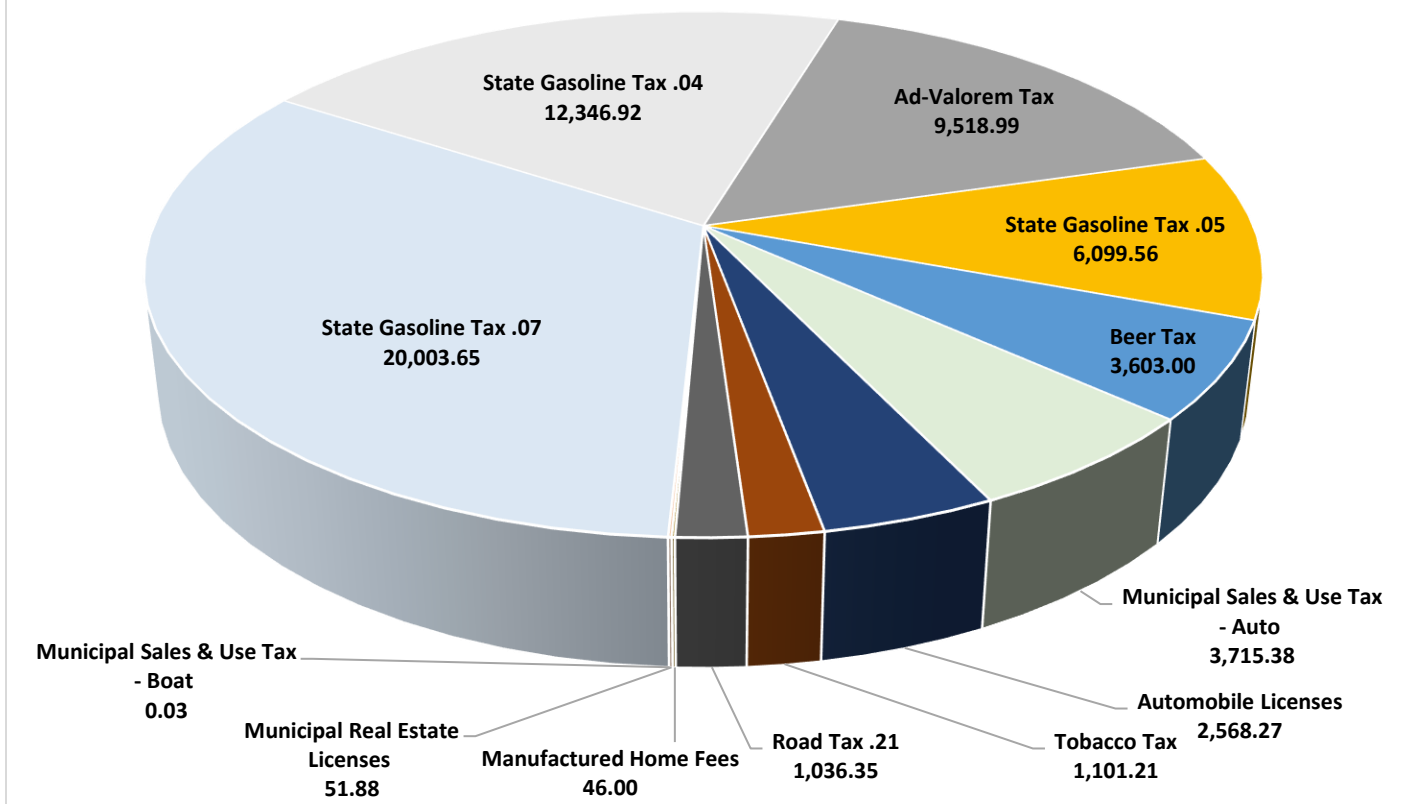
October 1, 2022 through September 30, 2023

	Number of Vehicle Registrations	977
<i>Total Assessed Value of all taxable vehicles registered in the City</i>	\$	<b>1,050,120</b>

## SOURCE OF REVENUE

State Gasoline Tax .07	\$	20,003.65
State Gasoline Tax .04		12,346.92
Ad-Valorem Tax		9,518.99
State Gasoline Tax .05		6,099.56
Municipal Sales & Use Tax - Auto		3,715.38
Beer Tax		3,603.00
Automobile Licenses		2,568.27
Tobacco Tax		1,101.21
Road Tax .21		1,036.35
Municipal Real Estate Licenses		51.88
Manufactured Home Fees		46.00
Municipal Sales & Use Tax - Boat		.03
<b>TOTAL PAID TO THE CITY OF LIPSCOMB</b>	<b>\$</b>	<b>60,091.24</b>

**Disbursements to the City of Lipscomb by Revenue Source**  
**\$ 60,091.24**





# DISBURSEMENTS TO THE TOWN OF MAYTOWN

October 1, 2022 through September 30, 2023

<b>Number of Vehicle Registrations</b>	<b>234</b>
<b>Total Assessed Value of all taxable vehicles registered in the City</b>	<b>\$ 318,600</b>

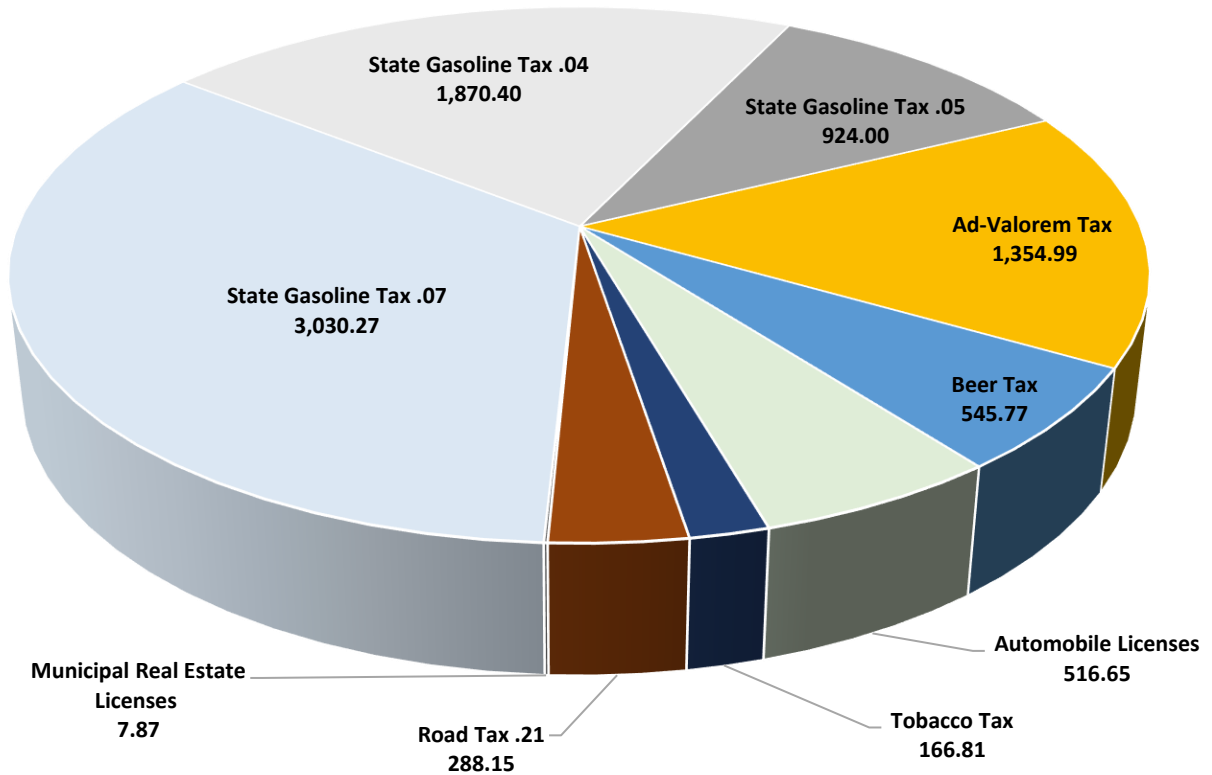
**SOURCE OF REVENUE**

State Gasoline Tax .07	\$ 3,030.27
State Gasoline Tax .04	1,870.40
Ad-Valorem Tax	1,354.99
State Gasoline Tax .05	924.00
Beer Tax	545.77
Automobile Licenses	516.65
Road Tax .21	288.15
Tobacco Tax	166.81
Municipal Real Estate Licenses	7.87

**TOTAL PAID TO THE TOWN OF MAYTOWN**

<b>\$ 8,704.91</b>
--------------------

**Disbursements to the Town of Maytown by Revenue Source**  
**\$ 8,704.91**



# DISBURSEMENTS TO THE CITY OF MIDFIELD

October 1, 2022 through September 30, 2023

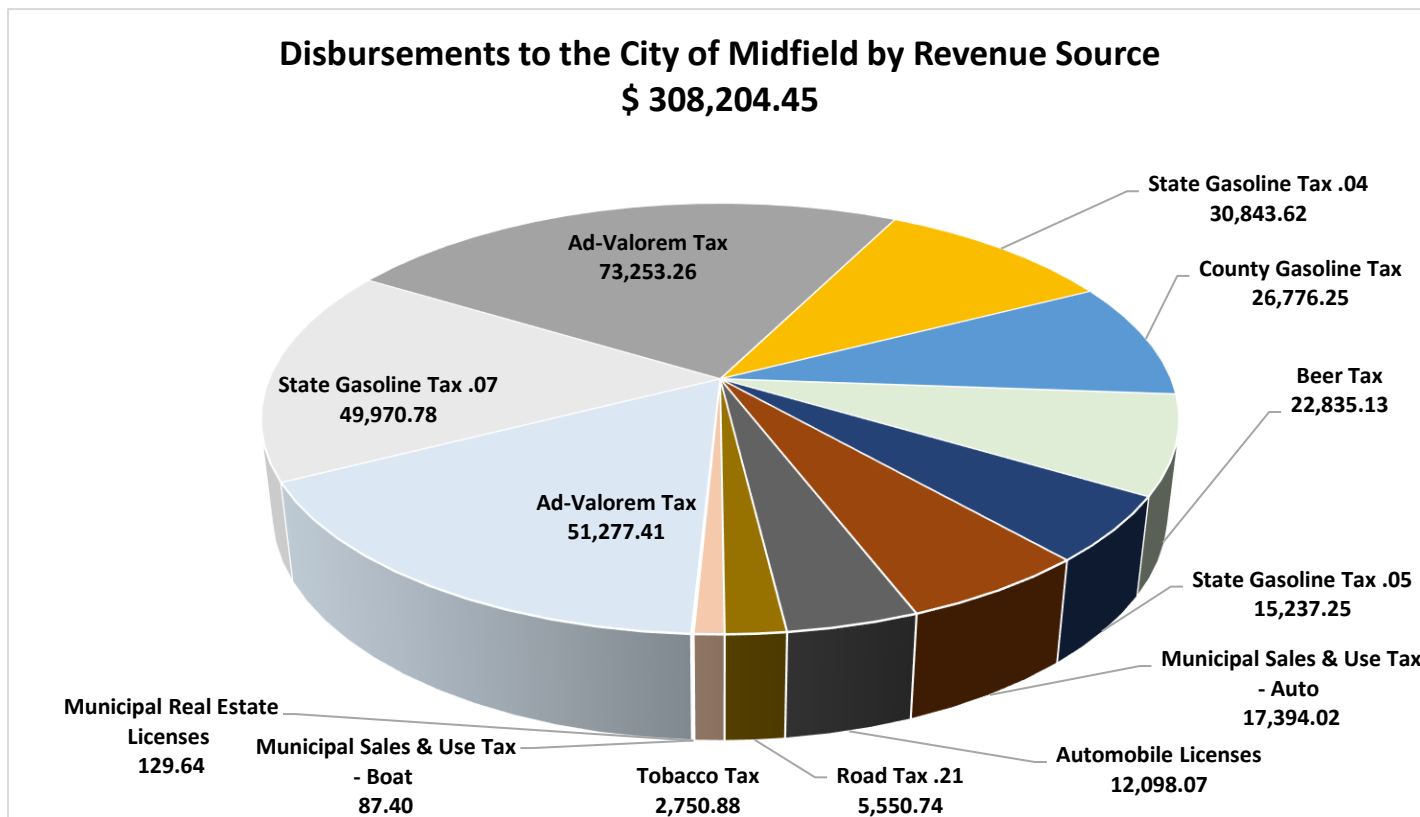
<i>Number of Vehicle Registrations</i>	<b>4,404</b>
<i>Total Assessed Value of all taxable vehicles registered in the City</i>	<b>\$ 5,603,300</b>

## SOURCE OF REVENUE

Ad-Valorem Tax 1.40 General Fund	\$ 73,253.26
State Gasoline Tax .07	49,970.78
Ad-Valorem Tax .98 General Fund	51,277.41
State Gasoline Tax .04	30,843.62
County Gasoline Tax	26,776.25
Beer Tax	22,835.13
Municipal Sales & Use Tax - Auto	17,394.02
State Gasoline Tax .05	15,237.25
Automobile Licenses	12,098.07
Road Tax .21	5,550.74
Tobacco Tax	2,750.88
Municipal Real Estate Licenses	129.64
Municipal Sales & Use Tax - Boat	87.40

## TOTAL PAID TO THE CITY OF MIDFIELD

**\$ 308,204.45**



# DISBURSEMENTS TO THE TOWN OF MORRIS

October 1, 2022 through September 30, 2023

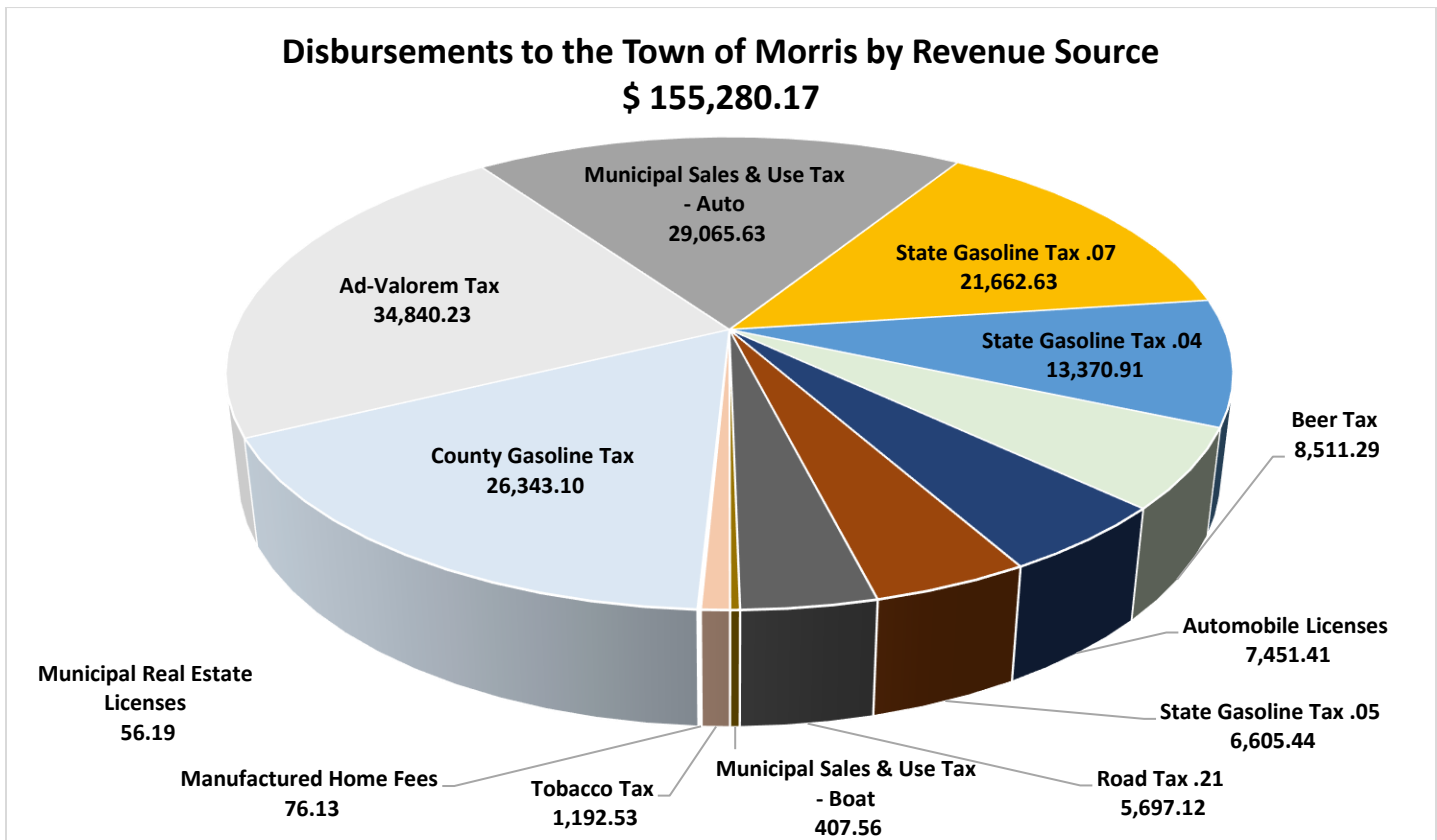
<i>Number of Vehicle Registrations</i>	<b>3016</b>
<i>Total Assessed Value of all taxable vehicles registered in the City</i>	<b>\$ 5,869,340</b>

**SOURCE OF REVENUE**

Ad-Valorem Tax	\$	34,840.23
Municipal Sales & Use Tax - Auto		29,065.63
County Gasoline Tax		26,343.10
State Gasoline Tax .07		21,662.63
State Gasoline Tax .04		13,370.91
Automobile Licenses		7,451.41
Beer Tax		8,511.29
State Gasoline Tax .05		6,605.44
Road Tax .21		5,697.12
Municipal Sales & Use Tax - Boat		407.56
Tobacco Tax		1,192.53
Manufactured Home Fees		76.13
Municipal Real Estate Licenses		56.19

**TOTAL PAID TO THE TOWN OF MORRIS**

**\$ 155,280.17**



# DISBURSEMENTS TO THE CITY OF MOUNTAIN BROOK

October 1, 2022 through September 30, 2023

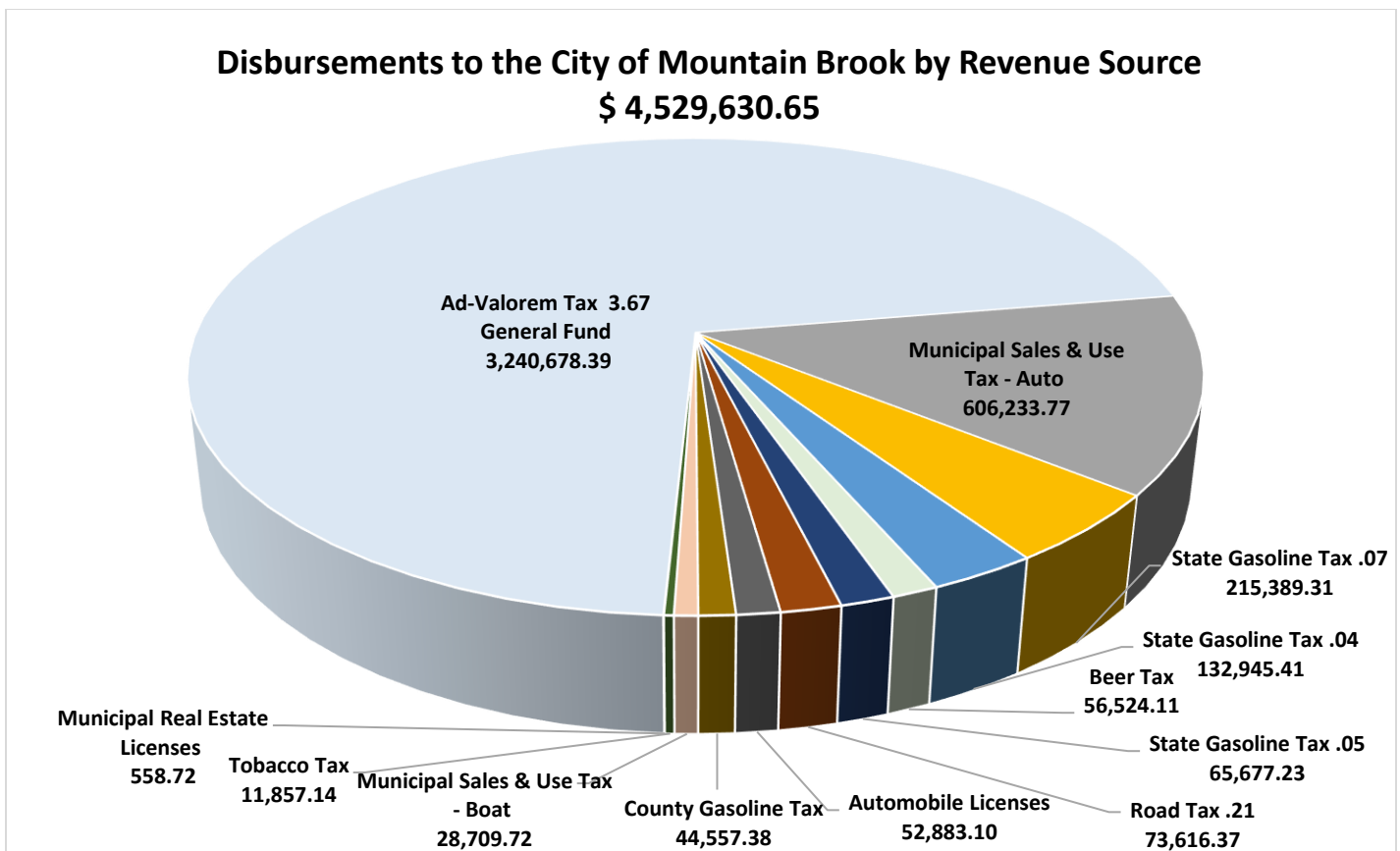
	Number of Vehicle Registrations	21,689
<i>Total Assessed Value of all taxable vehicles registered in the City</i>	<i>\$</i>	<i>75,428,980</i>

## SOURCE OF REVENUE

Ad-Valorem Tax	\$	3,240,678.39
Municipal Sales & Use Tax - Auto		606,233.77
State Gasoline Tax .07		215,389.31
State Gasoline Tax .04		132,945.41
Road Tax .21		73,616.37
State Gasoline Tax .05		65,677.23
Beer Tax		56,524.11
Municipal Sales & Use Tax - Boat		28,709.72
Automobile Licenses		52,883.10
County Gasoline Tax		44,557.38
Tobacco Tax		11,857.14
Municipal Real Estate Licenses		558.72

## TOTAL PAID TO THE CITY OF MOUNTAIN BROOK

\$ 4,529,630.65



# DISBURSEMENTS TO THE TOWN OF MULGA

October 1, 2022 through September 30, 2023

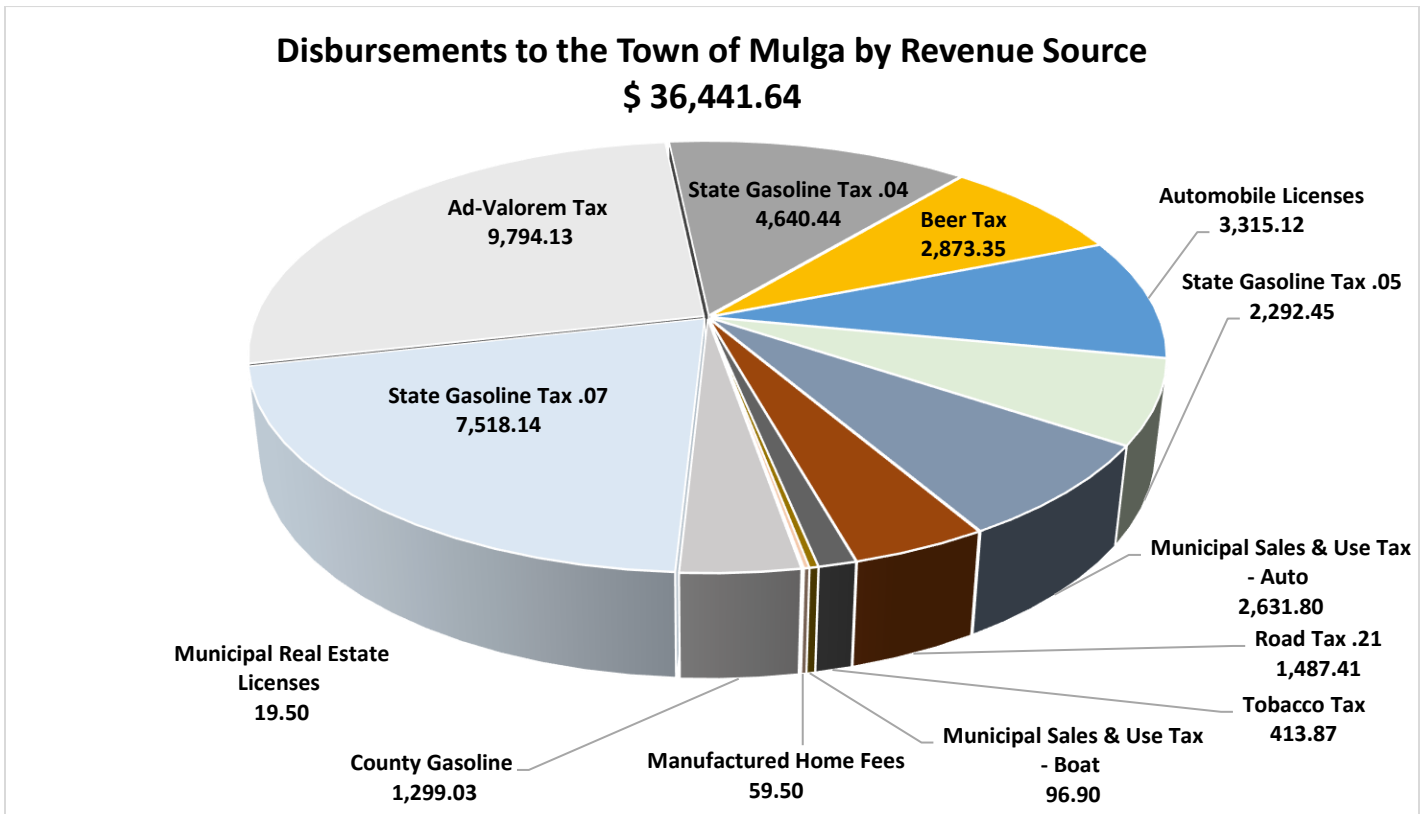
<i>Number of Vehicle Registrations</i>	<b>1,339</b>
<i>Total Assessed Value of all taxable vehicles registered in the City</i>	<b>\$ 1,498,560</b>

**SOURCE OF REVENUE**

Ad-Valorem Tax	\$	9,794.13
State Gasoline Tax .07		7,518.14
State Gasoline Tax .04		4,640.44
Automobile Licenses		3,315.12
Beer Tax		2,873.35
Municipal Sales & Use Tax - Auto		2,631.80
State Gasoline Tax .05		2,292.45
Road Tax .21		1,487.41
County Gasoline Tax		1,299.03
Tobacco Tax		413.87
Municipal Sales & Use Tax - Boat		96.90
Manufactured Home Fees		59.50
Municipal Real Estate Licenses		19.50

**TOTAL PAID TO THE TOWN OF MULGA**

**\$ 36,441.64**



# DISBURSEMENTS TO THE TOWN OF NORTH JOHNS

October 1, 2022 through September 30, 2023

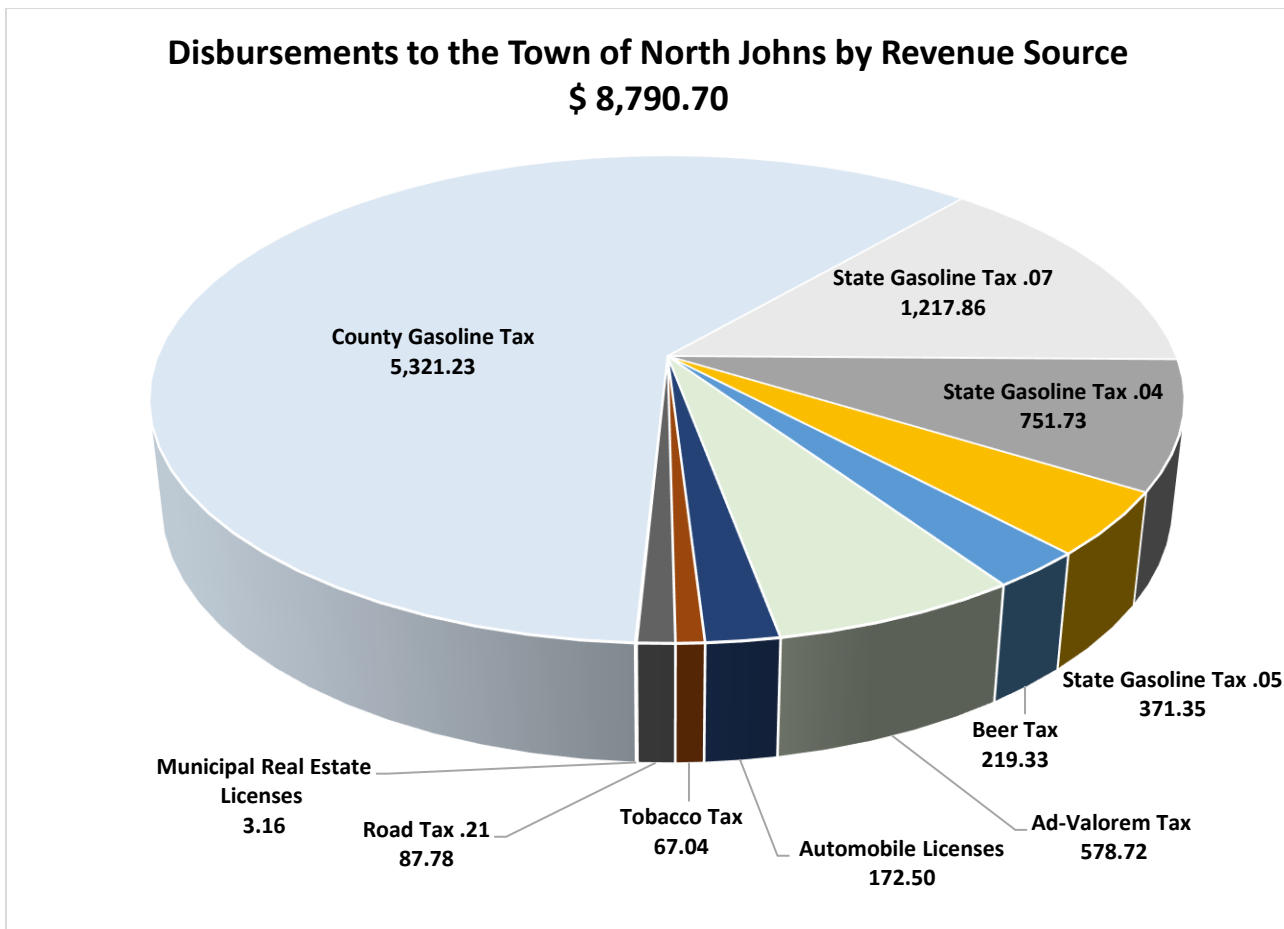
<i>Number of Vehicle Registrations</i>	<b>95</b>
<i>Total Assessed Value of all taxable vehicles registered in the City</i>	<b>\$ 86,520</b>

## SOURCE OF REVENUE

County Gasoline Tax	\$ 5,321.23
State Gasoline Tax .07	1,217.86
State Gasoline Tax .04	751.73
Ad-Valorem Tax	578.72
State Gasoline Tax .05	371.35
Beer Tax	219.33
Automobile Licenses	172.50
Tobacco Tax	67.04
Road Tax .21	87.78
Municipal Real Estate Licenses	3.16

## TOTAL PAID TO THE TOWN OF NORTH JOHNS

**\$ 8,790.70**



# DISBURSEMENTS TO THE CITY OF PINSON

October 1, 2022 through September 30, 2023

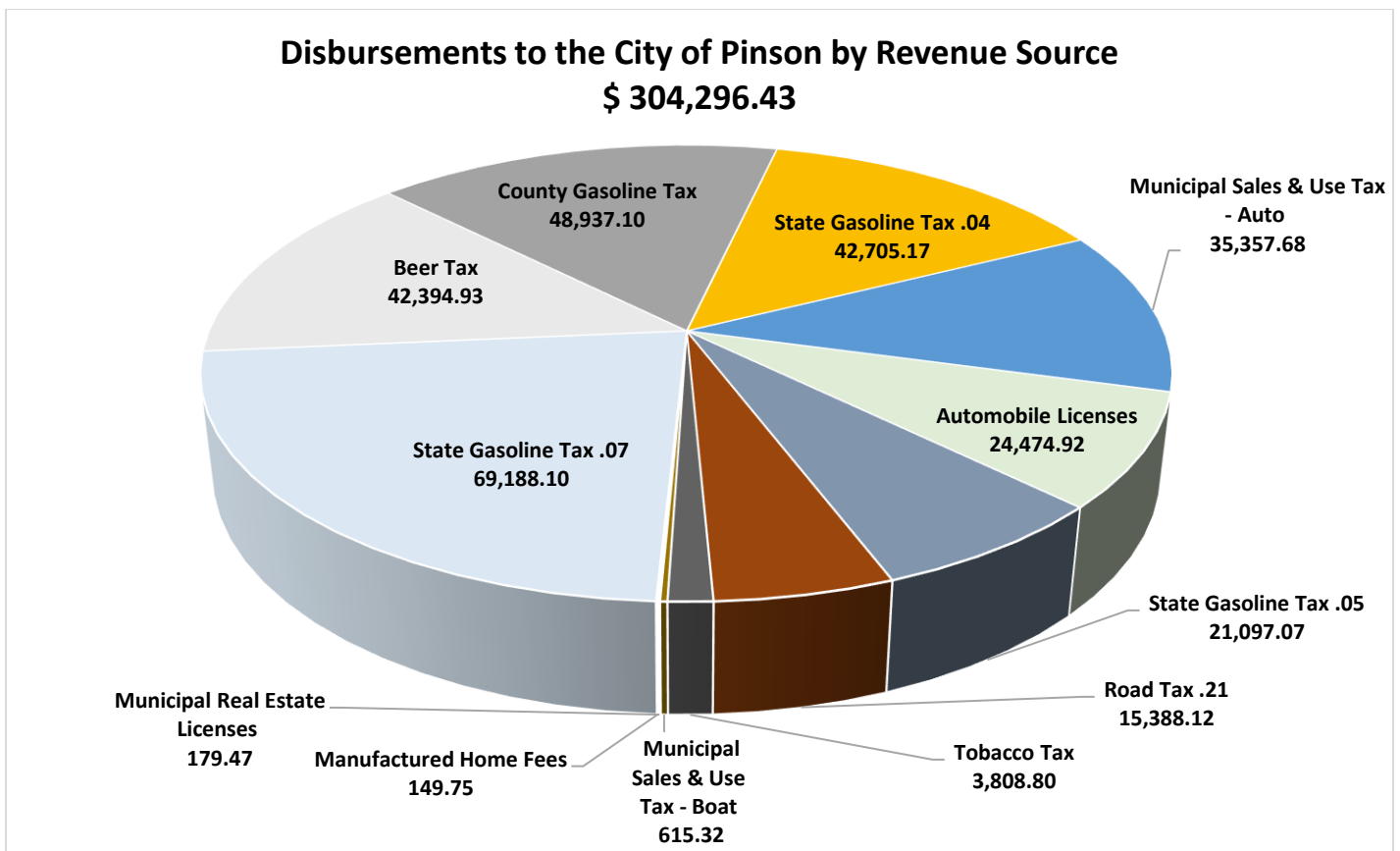
	Number of Vehicle Registrations	9,370
<i>Total Assessed Value of all taxable vehicles registered in the City</i>	\$	15,612,820

**SOURCE OF REVENUE**

State Gasoline Tax .07	\$	69,188.10
County Gasoline Tax		48,937.10
Beer Tax		42,394.93
State Gasoline Tax .04		42,705.17
Municipal Sales & Use Tax - Auto		35,357.68
Automobile Licenses		24,474.92
State Gasoline Tax .05		21,097.07
Road Tax .21		15,388.12
Tobacco Tax		3,808.80
Municipal Sales & Use Tax - Boat		615.32
Municipal Real Estate Licenses		179.47
Manufactured Home Fees		149.75

**TOTAL PAID TO THE CITY OF PINSON**

**\$ 304,296.43**



# DISBURSEMENTS TO THE CITY OF PLEASANT GROVE

October 1, 2022 through September 30, 2023

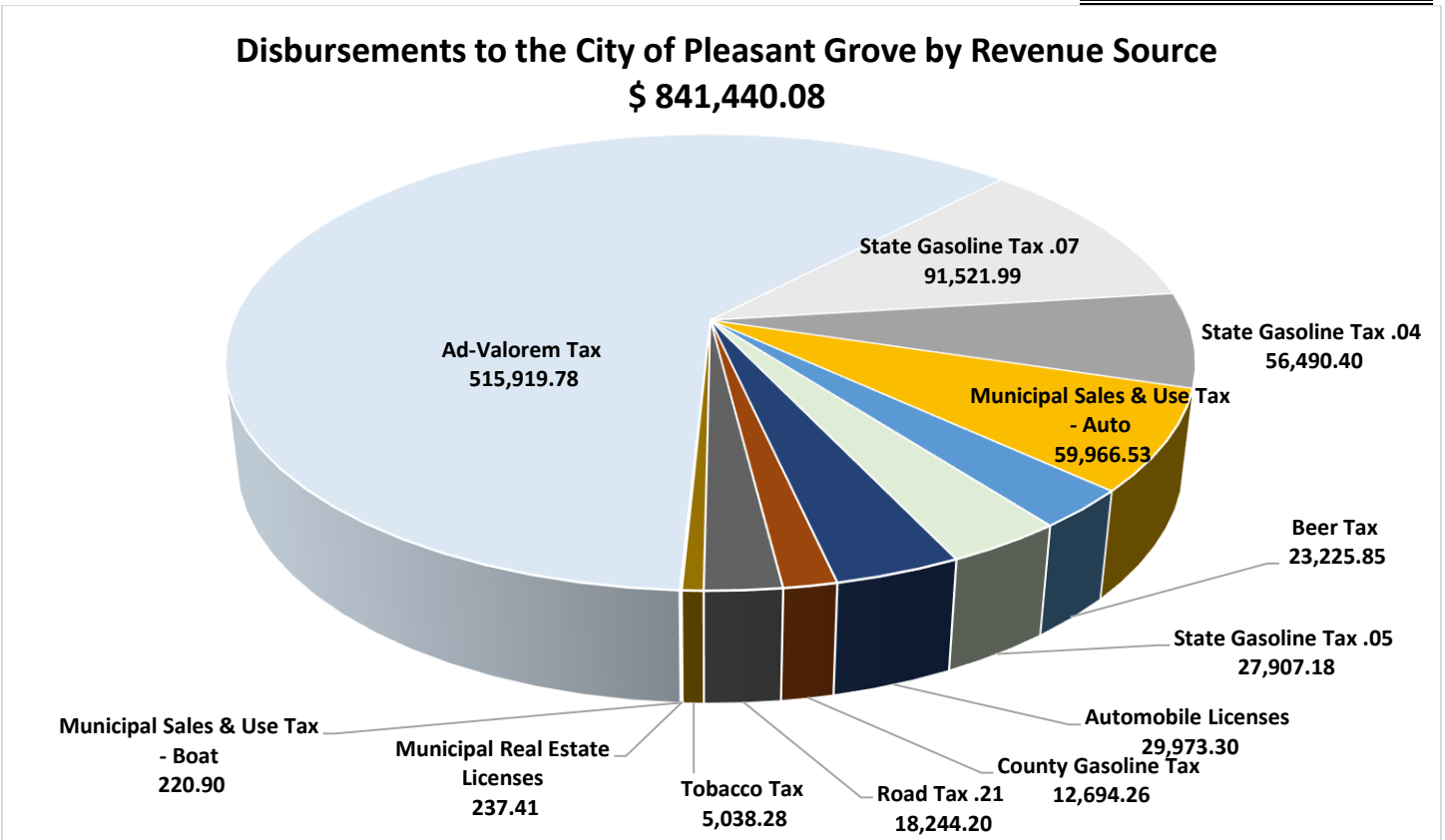
<b>Number of Vehicle Registrations</b>	<b>11,244</b>
<b>Total Assessed Value of all taxable vehicles registered in the City</b>	<b>\$ 18,559,580</b>

**SOURCE OF REVENUE**

Ad-Valorem Tax	\$	515,919.78
State Gasoline Tax .07		91,521.99
Municipal Sales & Use Tax - Auto		59,966.53
State Gasoline Tax .04		56,490.40
Automobile Licenses		29,973.30
State Gasoline Tax .05		27,907.18
Beer Tax		23,225.85
Road Tax .21		18,244.20
County Gasoline Tax		12,694.26
Tobacco Tax		5,038.28
Municipal Sales & Use Tax - Boat		220.90
Municipal Real Estate Licenses		237.41

**TOTAL PAID TO THE CITY OF PLEASANT GROVE**

**\$ 841,440.08**





# DISBURSEMENTS TO THE CITY OF SUMITON

October 1, 2022 through September 30, 2023

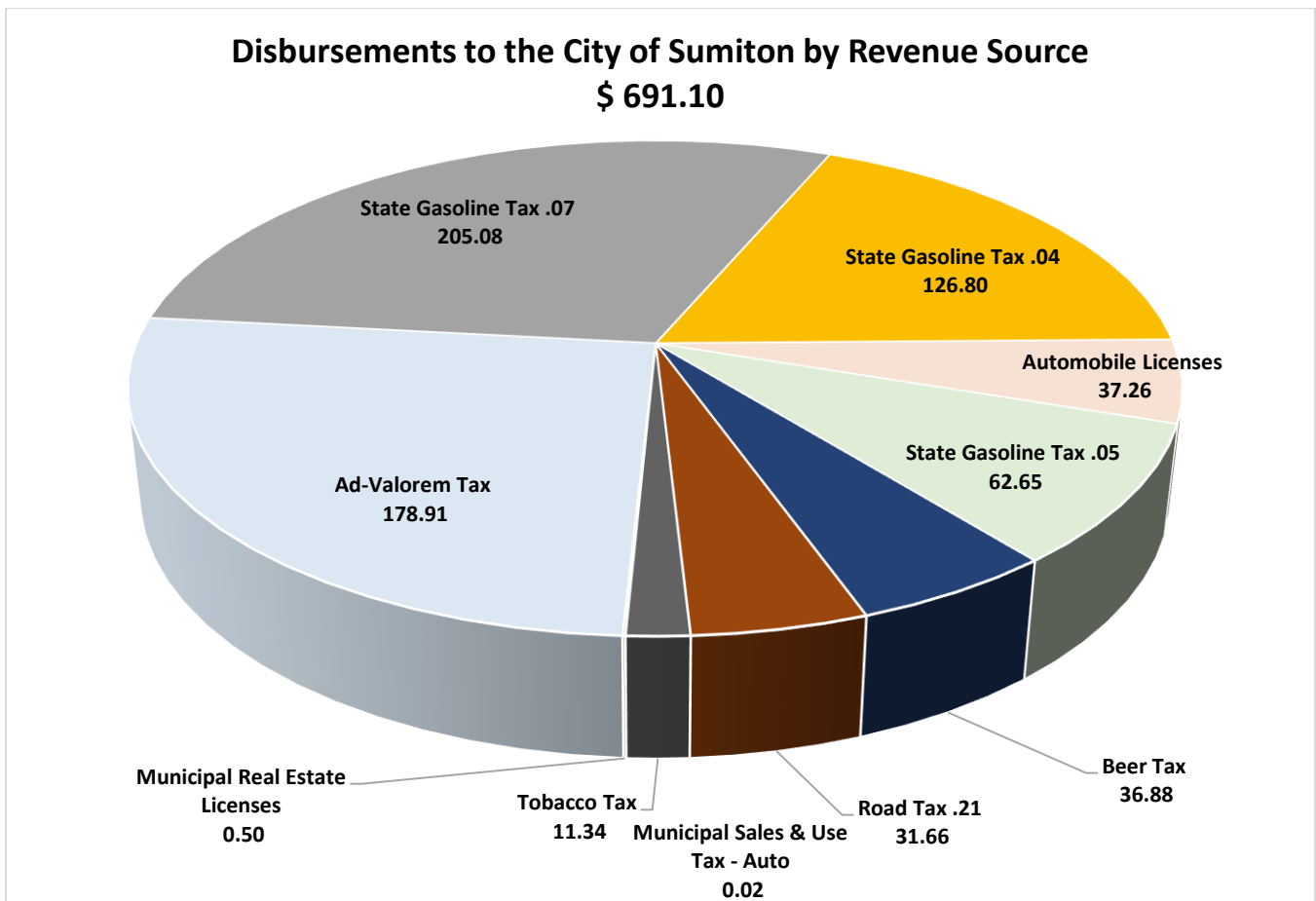
<b>Number of Vehicle Registrations</b>	<b>45</b>
<b>Total Assessed Value of all taxable vehicles registered in the City</b>	<b>\$ 34,160</b>

**SOURCE OF REVENUE**

Ad-Valorem Tax	\$ 178.91
State Gasoline Tax .07	205.08
State Gasoline Tax .04	126.80
State Gasoline Tax .05	62.65
Automobile Licenses	37.26
Beer Tax	36.88
Road Tax .21	31.66
Tobacco Tax	11.34
Municipal Real Estate Licenses	0.50
Municipal Sales & Use Tax – Auto	0.02

**TOTAL PAID TO THE CITY OF SUMITON**

<b>\$ 691.10</b>
------------------



# DISBURSEMENTS TO THE TOWN OF SLYVAN SPRINGS

October 1, 2022 through September 30, 2023

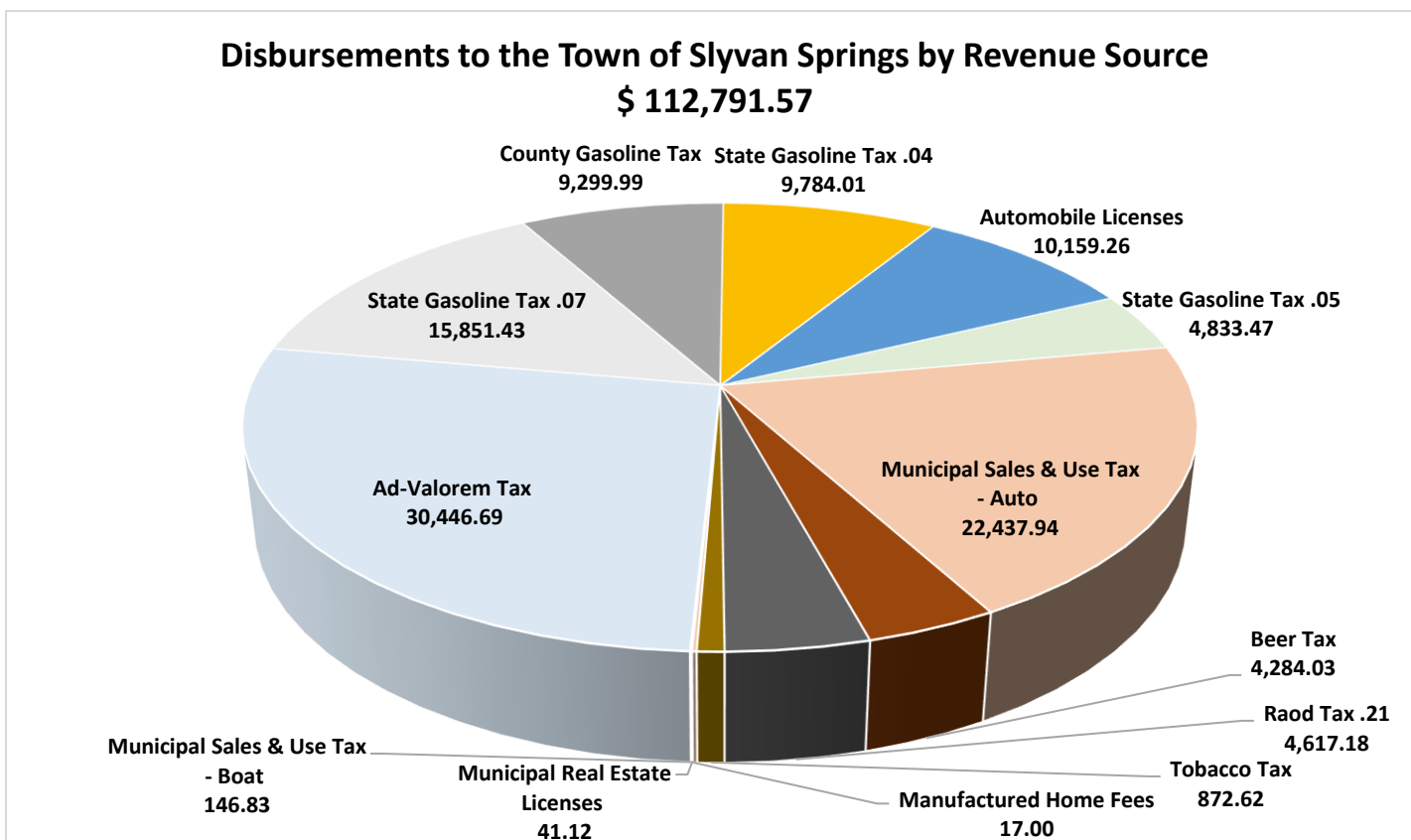
Number of Vehicle Registrations	1,886
<i>Total Assessed Value of all taxable vehicles registered in the City</i>	<i>\$ 4,641,520</i>

## SOURCE OF REVENUE

Municipal Sales & Use Tax - Auto	\$ 22,437.94
Ad-Valorem Tax	30,446.69
State Gasoline Tax .07	15,851.43
Automobile Licenses	10,159.26
State Gasoline Tax .04	9,784.01
County Gasoline Tax	9,299.99
State Gasoline Tax .05	4,833.47
Road Tax .21	4,617.18
Beer Tax	4,284.03
Municipal Sales & Use Tax - Boat	146.83
Tobacco Tax	872.62
Municipal Real Estate Licenses	41.12
Manufactured Home Fees	17.00

## TOTAL PAID TO THE CITY OF SLYVAN SPRINGS

\$ 112,791.57



# DISBURSEMENTS TO THE CITY OF TARRANT

October 1, 2022 through September 30, 2023

<b>Number of Vehicle Registrations</b>	<b>7,091</b>
<b>Total Assessed Value of all taxable vehicles registered in the City</b>	<b>\$ 15,363,440</b>

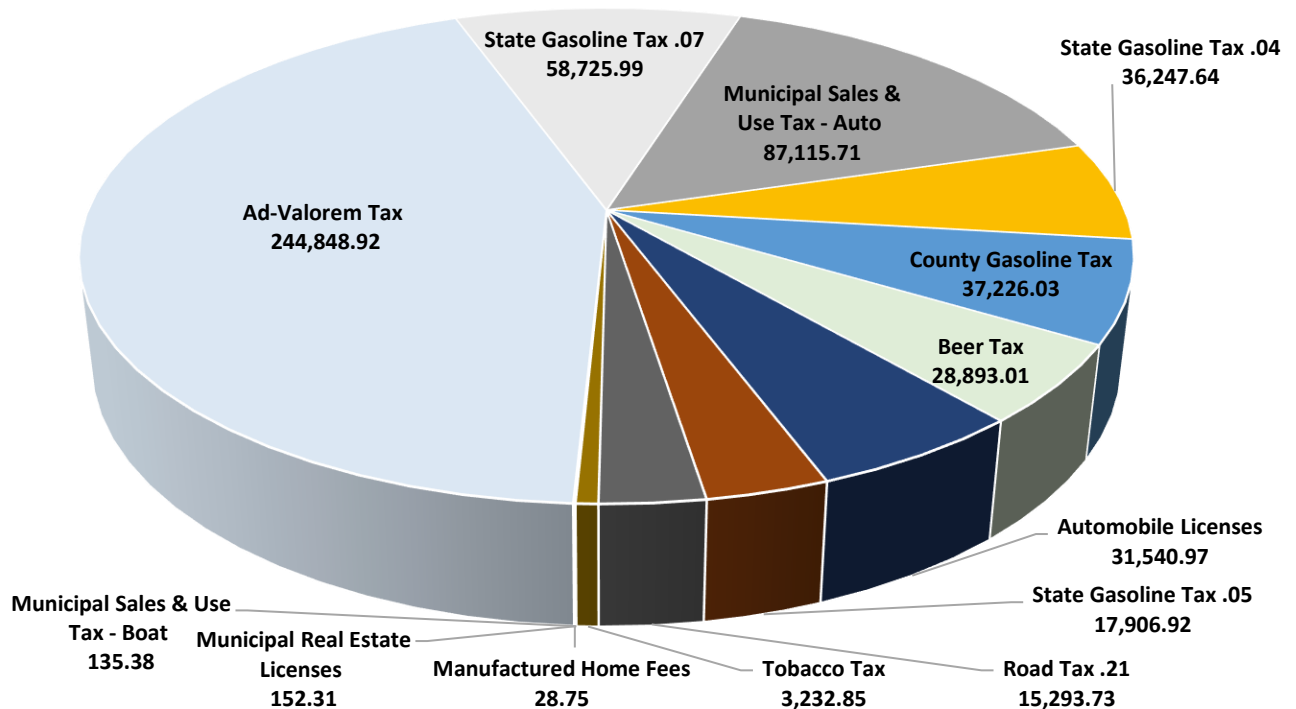
## SOURCE OF REVENUE

Ad-Valorem Tax	\$	244,848.92
State Gasoline Tax .07		58,725.99
Municipal Sales & Use Tax - Auto		87,115.71
County Gasoline Tax		37,226.03
State Gasoline Tax .04		36,247.64
Beer Tax		28,893.01
Automobile Licenses		31,540.97
State Gasoline Tax .05		17,906.92
Road Tax .21		15,293.73
Tobacco Tax		3,232.85
Municipal Real Estate Licenses		152.31
Manufactured Home Fees		28.75
Municipal Sales & Use Tax - Boat		135.38

## TOTAL PAID TO THE CITY OF TARRANT

**\$ 561,348.21**

**Disbursements to the City of Tarrant by Revenue Source**  
**\$ 561,348.21**



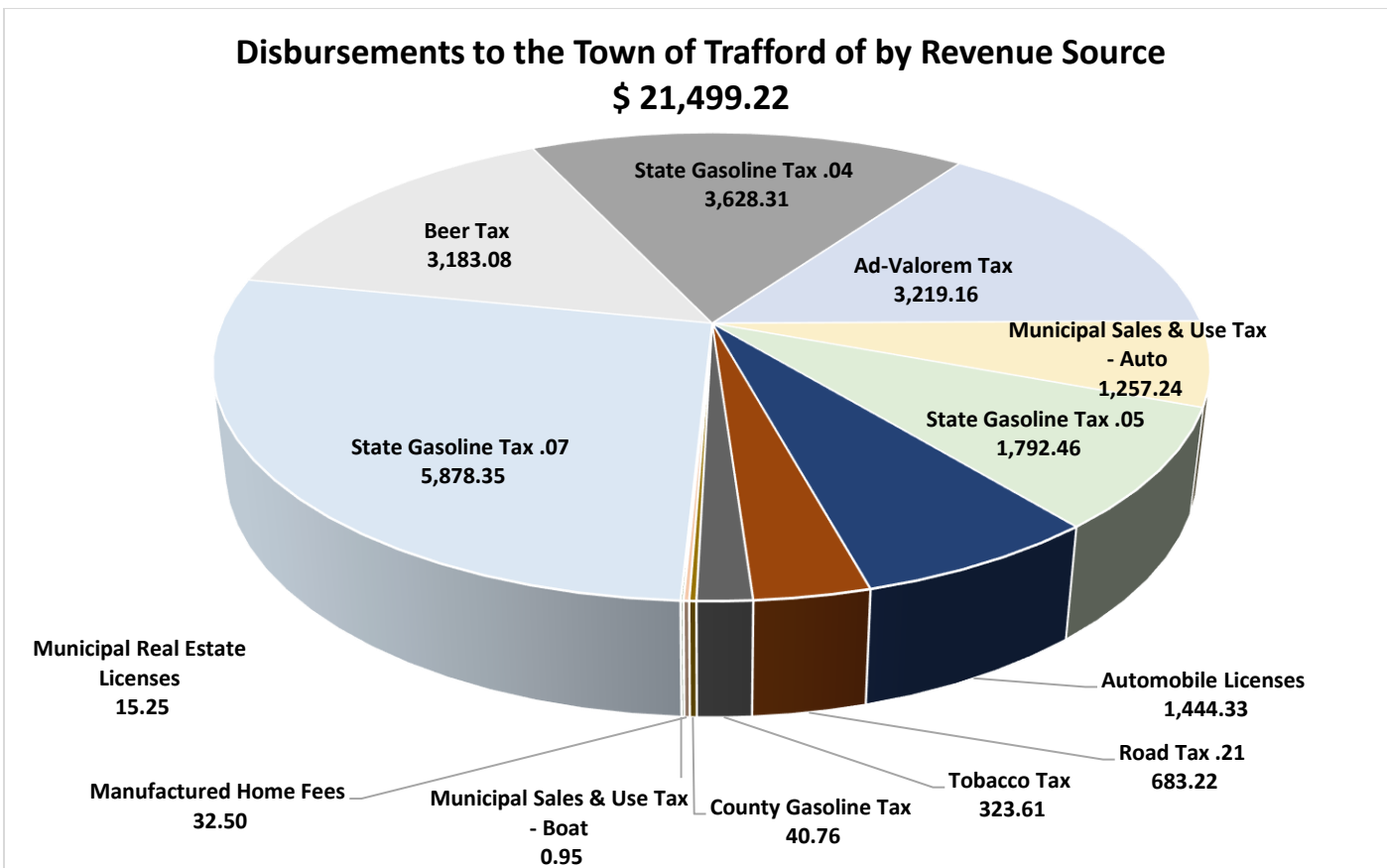
# DISBURSEMENTS TO THE TOWN OF TRAFFORD

October 1, 2022 through September 30, 2023

	<b>Number of Vehicle Registrations</b>	<b>599</b>
<b>Total Assessed Value of all taxable vehicles registered in the City</b>	<b>\$</b>	<b>680,880</b>

**SOURCE OF REVENUE**

State Gasoline Tax .07	\$	5,878.35
State Gasoline Tax .04		3,628.31
Beer Tax		3,183.08
Ad-Valorem Tax		3,219.16
Municipal Sales & Use Tax - Auto		1,257.24
State Gasoline Tax .05		1,792.46
Automobile Licenses		1,444.33
Road Tax .21		683.22
Tobacco Tax		323.61
County Gasoline Tax		40.76
Manufactured Home Fees		32.50
Municipal Real Estate Licenses		15.25
Municipal Sales & Use Tax – Boat		.95
<b>TOTAL PAID TO THE TOWN OF TRAFFORD</b>	<b>\$</b>	<b>21,499.22</b>



# DISBURSEMENTS TO THE CITY OF TRUSSVILLE

October 1, 2022 through September 30, 2023

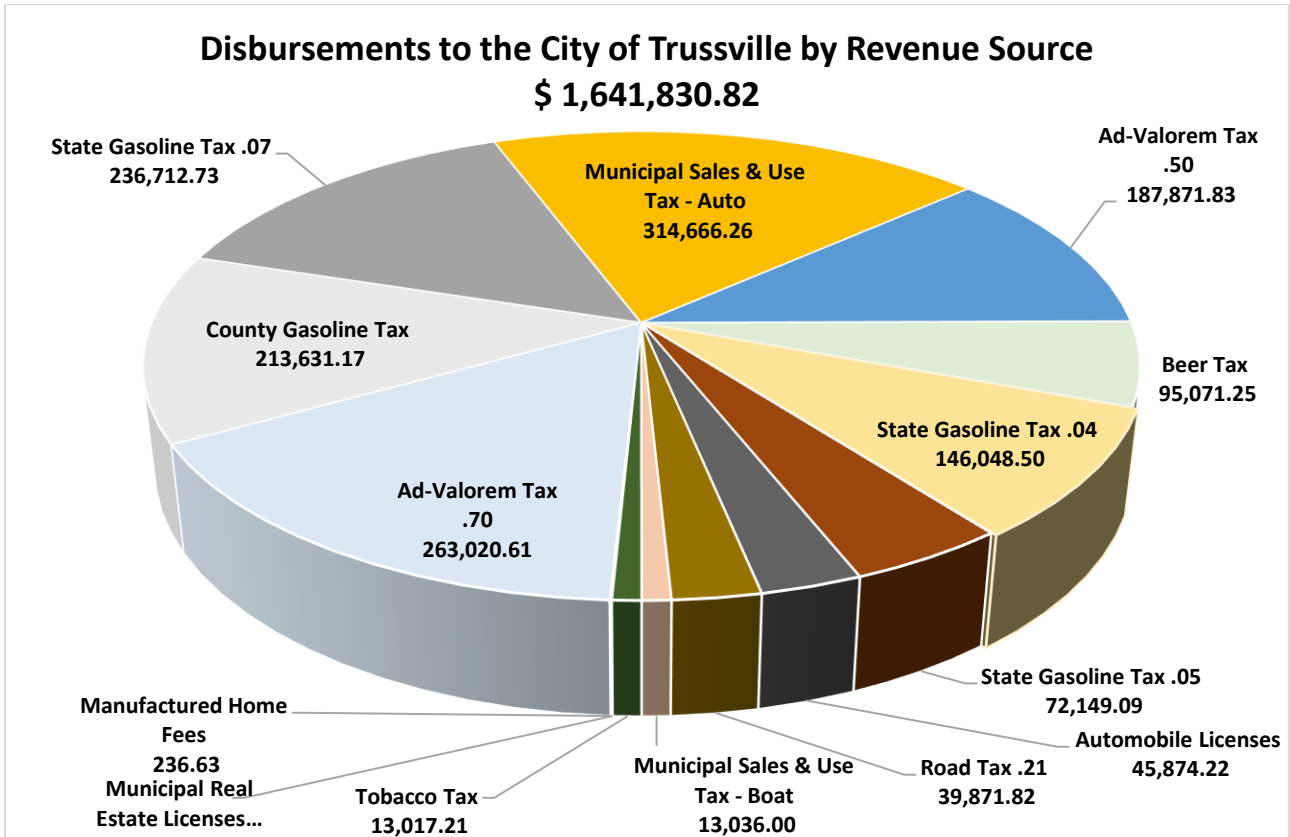
<b>Number of Vehicle Registrations</b>	<b>16,943</b>
<b>Total Assessed Value of all taxable vehicles registered in the City</b>	<b>\$ 40,685,980</b>

## SOURCE OF REVENUE

Municipal Sales & Use Tax - Auto	\$ 314,666.26
Ad-Valorem Tax .70 School Tax	263,020.61
County Gasoline Tax	213,631.17
State Gasoline Tax .07	236,712.73
Ad-Valorem Tax .50 General Tax	187,871.83
State Gasoline Tax .04	146,048.50
Beer Tax	95,071.25
State Gasoline Tax .05	72,149.09
Automobile Licenses	45,874.22
Road Tax .21	39,871.82
Tobacco Tax	13,017.21
Municipal Sales & Use Tax - Boat	13,036.00
Municipal Real Estate Licenses	623.50
Manufactured Home Fees	236.63

## TOTAL PAID TO THE CITY OF TRUSSVILLE

**\$ 1,641,830.82**



# DISBURSEMENTS TO THE CITY OF VESTAVIA HILLS

October 1, 2022 through September 30, 2023

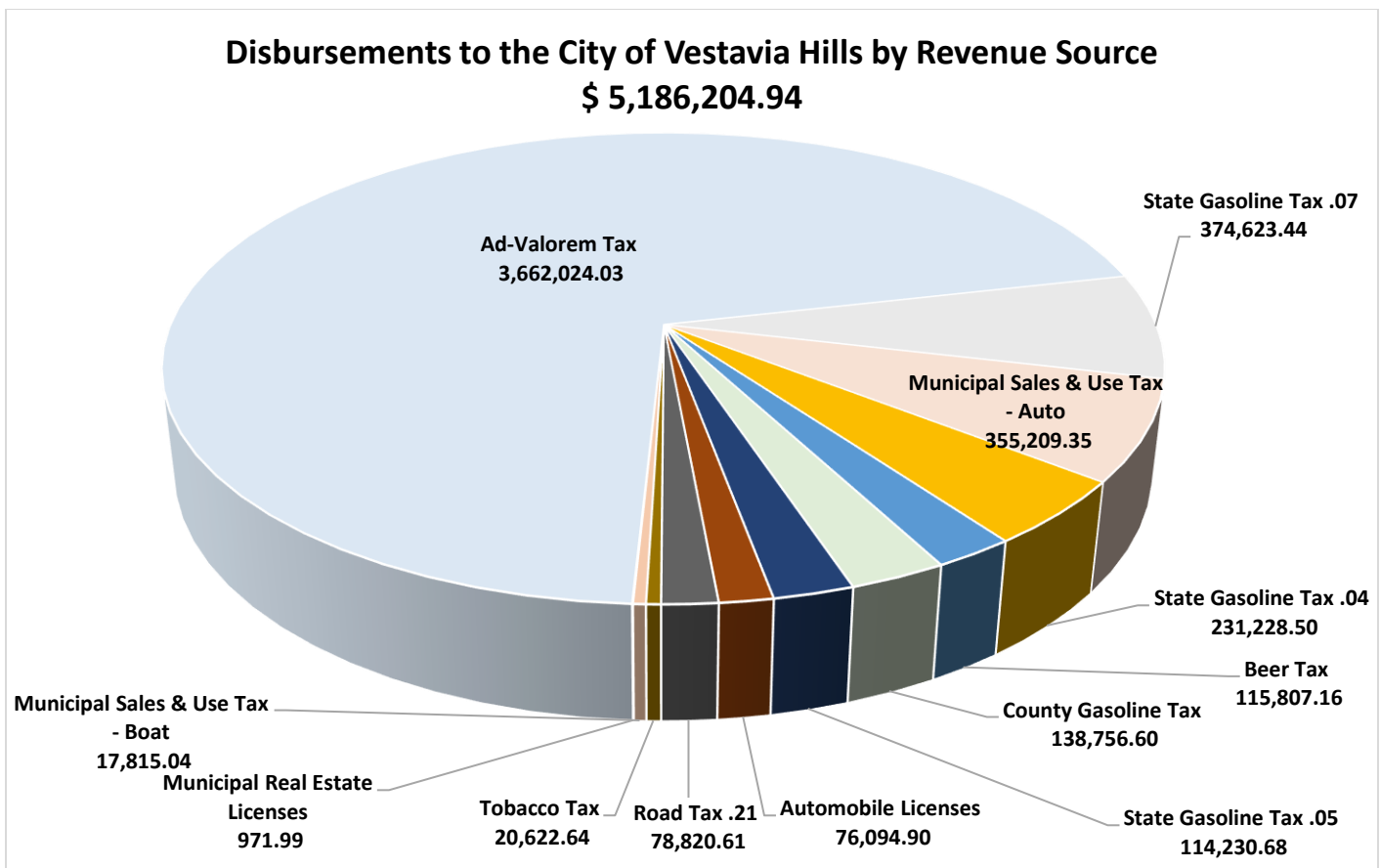
	Number of Vehicle Registrations	29,594
	<i>Total Assessed Value of all taxable vehicles registered in the City</i>	\$ 80,786,680

## SOURCE OF REVENUE

Ad-Valorem Tax	\$ 3,662,024.03
Municipal Sales & Use Tax - Auto	355,209.35
State Gasoline Tax .07	374,623.44
State Gasoline Tax .04	231,228.50
County Gasoline Tax	138,756.60
Beer Tax	115,807.16
State Gasoline Tax .05	114,230.68
Automobile Licenses	76,094.90
Road Tax .21	78,820.61
Tobacco Tax	20,622.64
Municipal Sales & Use Tax - Boat	17,815.04
Municipal Real Estate Licenses	971.99

## TOTAL PAID TO THE CITY OF VESTAVIA HILLS

\$ 5,186,204.94



# DISBURSEMENTS TO THE CITY OF WARRIOR

October 1, 2022 through September 30, 2023

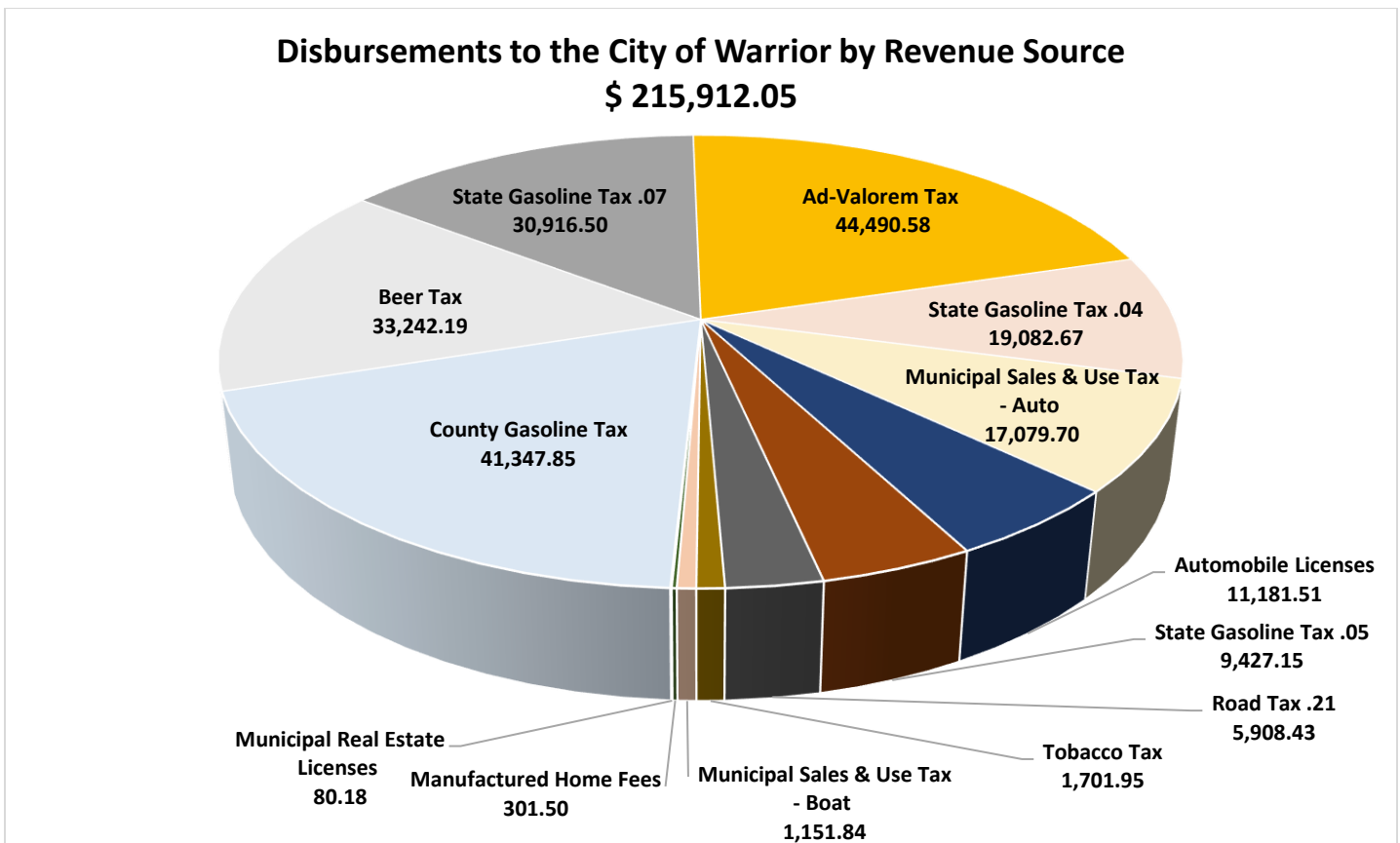
	<b>Number of Vehicle Registrations</b>	<b>3,968</b>
<i>Total Assessed Value of all taxable vehicles registered in the City</i>	<b>\$</b>	<b>6,022,860</b>

## SOURCE OF REVENUE

County Gasoline Tax	\$	41,347.85
Ad-Valorem Tax		44,490.58
Beer Tax		33,242.19
State Gasoline Tax .07		30,916.50
Municipal Sales & Use Tax - Auto		17,079.70
State Gasoline Tax .04		19,082.67
Automobile Licenses		11,181.51
State Gasoline Tax .05		9,427.15
Road Tax .21		5,908.43
Tobacco Tax		1,701.95
Municipal Sales & Use Tax - Boat		1,151.84
Manufactured Home Fees		301.50
Municipal Real Estate Licenses		80.18

## TOTAL PAID TO THE CITY OF WARRIOR

**\$ 215,912.05**



# DISBURSEMENTS TO THE TOWN OF WEST JEFFERSON

October 1, 2022 through September 30, 2023

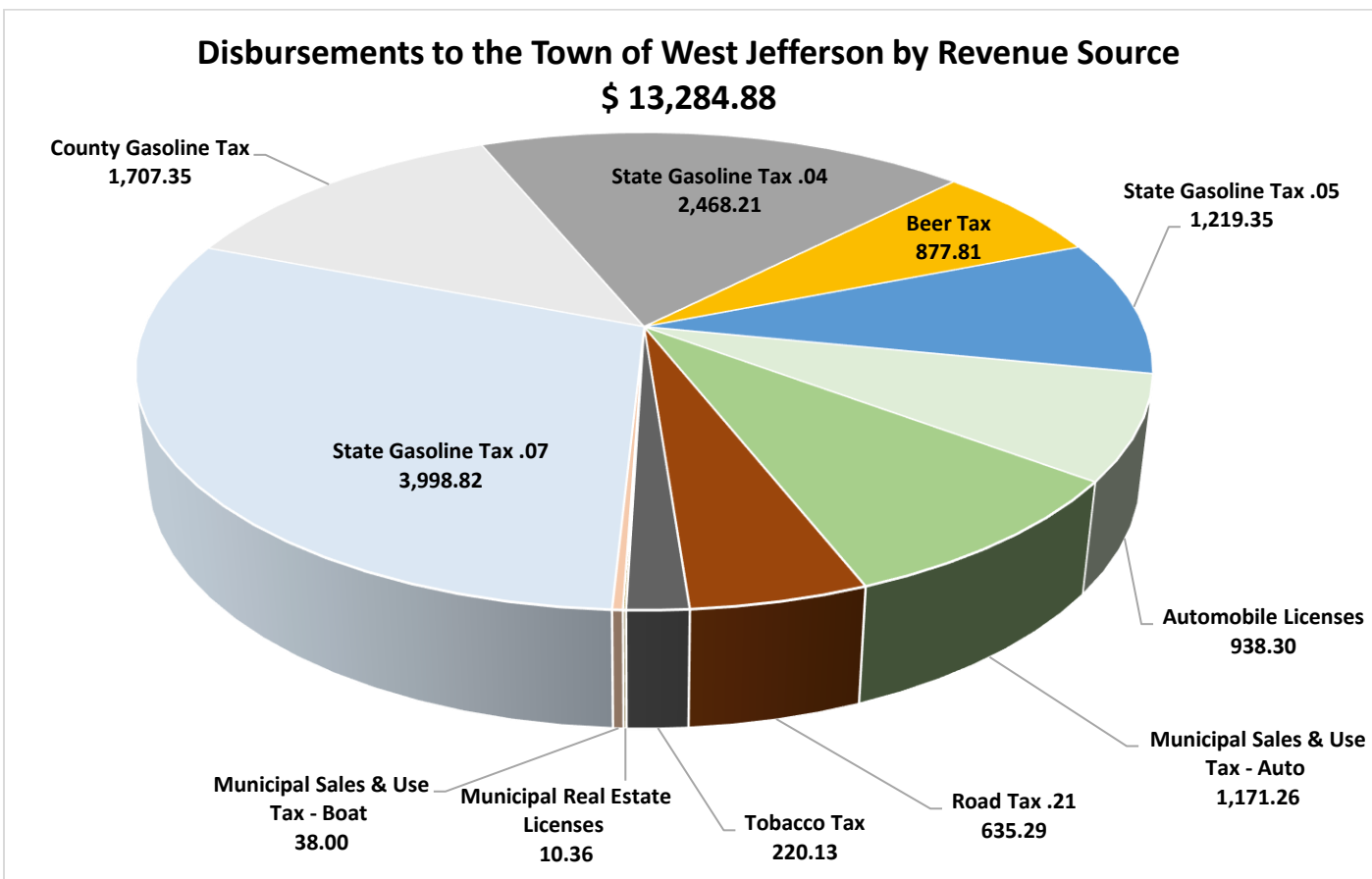
<i>Number of Vehicle Registrations</i>	<b>407</b>
<i>Total Assessed Value of all taxable vehicles registered in the Town</i>	<b>\$ 656,020</b>

## SOURCE OF REVENUE

Beer Tax	\$ 877.81
State Gasoline Tax .07	3,998.82
State Gasoline Tax .04	2,468.21
County Gasoline Tax	1,707.35
Municipal Sales & Use Tax - Auto	1,171.26
State Gasoline Tax .05	1,219.35
Automobile Licenses	938.30
Road Tax .21	635.29
Tobacco Tax	220.13
Municipal Sales & Use Tax - Boat	38.00
Municipal Real Estate Licenses	10.36

## TOTAL PAID TO THE TOWN OF WEST JEFFERSON

**\$ 13,284.88**





# DISBURSEMENTS TO THE BESSEMER BOARD OF EDUCATION

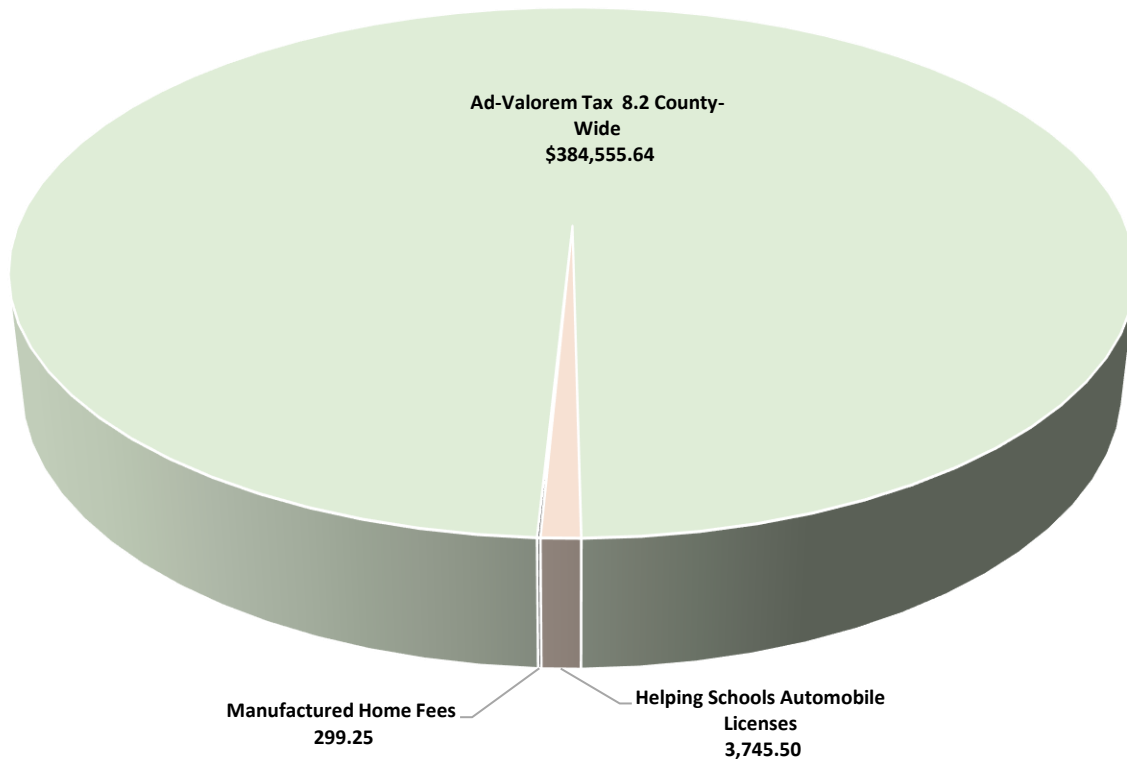
October 1, 2022 through September 30, 2023

<i>Total Assessed Value of all taxable vehicles registered in the City</i>	<b>\$ 54,489,140</b>
--	----------------------

**SOURCE OF REVENUE**

Ad-Valorem Tax 8.2 County-Wide	\$	384,555.64
Helping Schools Automobile Licenses		3,745.50
Manufactured Home Fees		299.25
<b>TOTAL PAID TO BESSEMER BOARD OF EDUCATION</b>	<b>\$</b>	<b><u>388,600.39</u></b>

**Disbursements to the  
Bessemer Board of Education  
by Revenue Source  
\$388,600.39**



# DISBURSEMENTS TO THE BIRMINGHAM BOARD OF EDUCATION

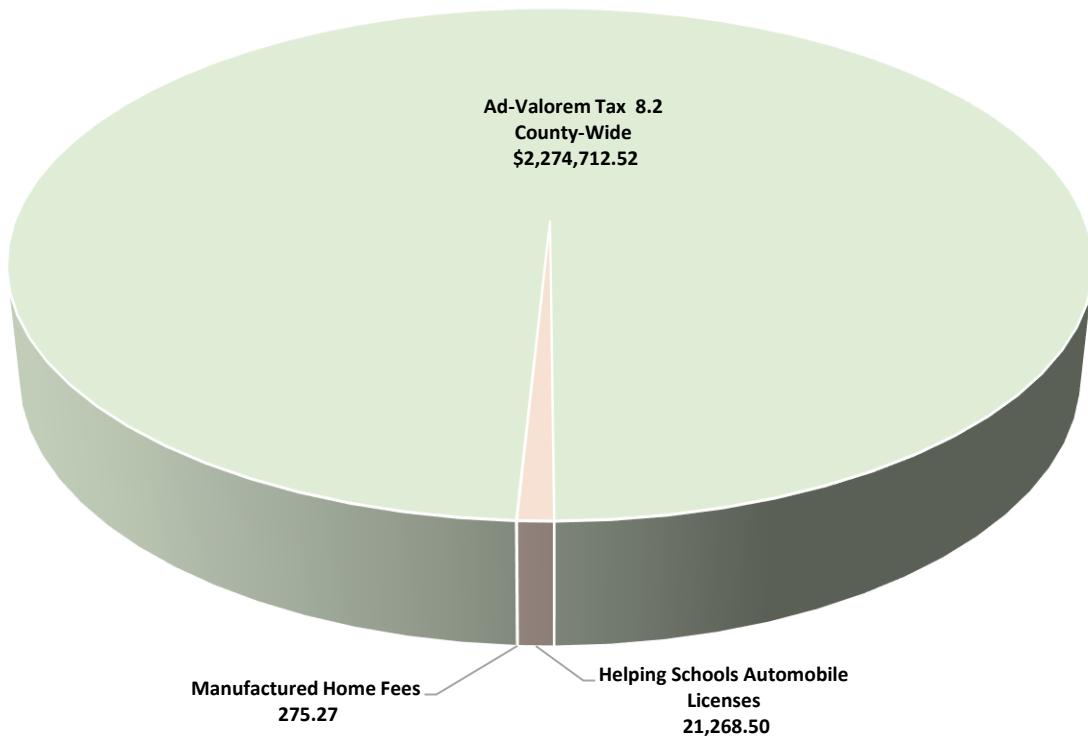
October 1, 2022 through September 30, 2023

<b>Total Assessed Value of all taxable vehicles registered in the City</b>	<b>\$</b>	<b>381,956,340</b>
--	-----------	--------------------

**SOURCE OF REVENUE**

Ad-Valorem Tax 8.2 County-Wide	\$	2,274,712.52
Helping Schools Automobile Licenses		21,268.50
Manufactured Home Fees		275.27
<b>TOTAL PAID TO BIRMINGHAM BOARD OF EDUCATION</b>	<b>\$</b>	<b>2,296,256.29</b>

**Disbursements to the  
Birmingham Board of Education  
by Revenue Source  
\$2,296,256.29**



# DISBURSEMENTS TO THE FAIRFIELD BOARD OF EDUCATION

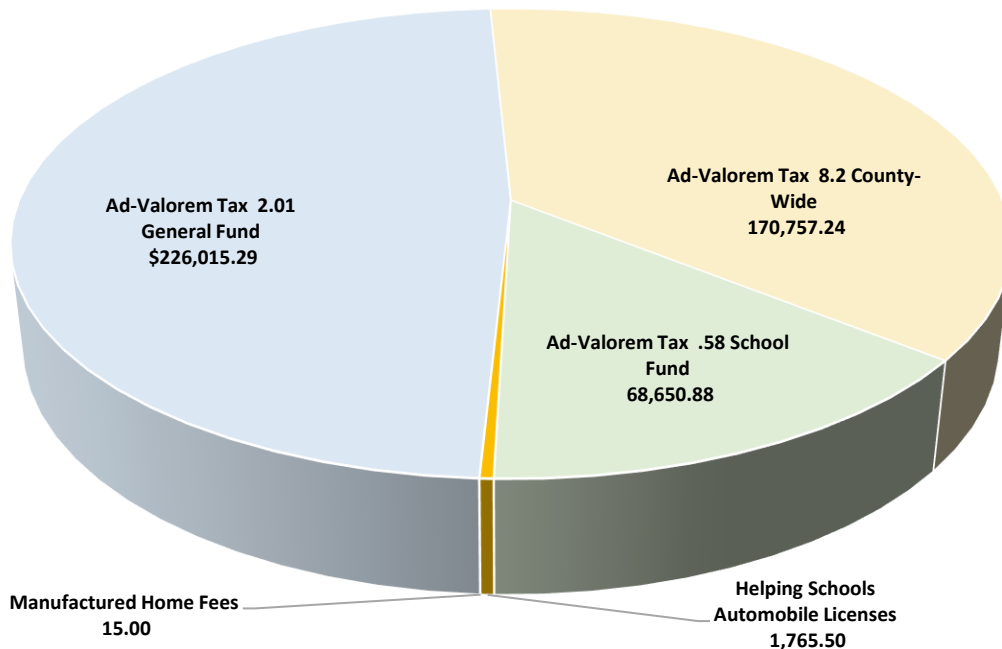
October 1, 2022 through September 30, 2023

<i><b>Total Assessed Value of all taxable vehicles registered in the City</b></i>	<b>\$</b>	<b>12,151,300</b>
---	-----------	-------------------

**SOURCE OF REVENUE**

Ad-Valorem Tax 2.01 General Fund	\$	226,015.29
Ad-Valorem Tax 8.2 County-Wide		170,757.24
Ad-Valorem Tax .58 School Fund		68,650.88
Helping Schools Automobile Licenses		1,765.50
Manufactured Home Fees		15.00
<b>TOTAL PAID TO FAIRFIELD BOARD OF EDUCATION</b>	<b>\$</b>	<b>467,203.91</b>

**Disbursements to the  
Fairfield Board of Education  
by Revenue Source  
\$467,203.91**



# DISBURSEMENTS TO THE HOMEWOOD BOARD OF EDUCATION

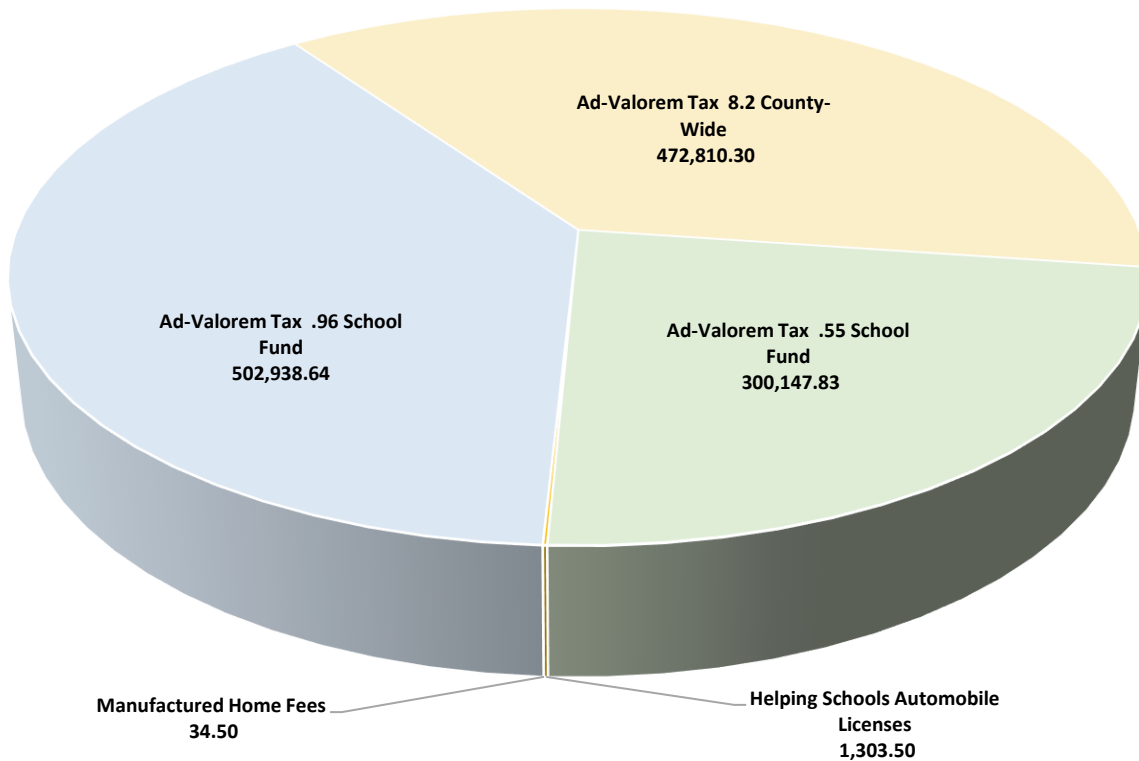
October 1, 2022 through September 30, 2023

<b>Total Assessed Value of all taxable vehicles registered in the City</b>	<b>\$</b>	<b>55,911,040</b>
--	-----------	-------------------

**SOURCE OF REVENUE**

Ad-Valorem Tax .96 School Fund	\$	502,938.64
Ad-Valorem Tax 8.2 County-Wide		472,810.30
Ad-Valorem Tax .55 School Fund		300,147.83
Helping Schools Automobile Licenses		1,303.50
Manufactured Home Fees		34.50
<b>TOTAL PAID TO HOMEWOOD BOARD OF EDUCATION</b>	<b>\$</b>	<b>1,277,234.77</b>

**Disbursements to the  
Homewood Board of Education  
by Revenue Source  
\$1,277,234.77**



# DISBURSEMENTS TO THE HOOVER BOARD OF EDUCATION

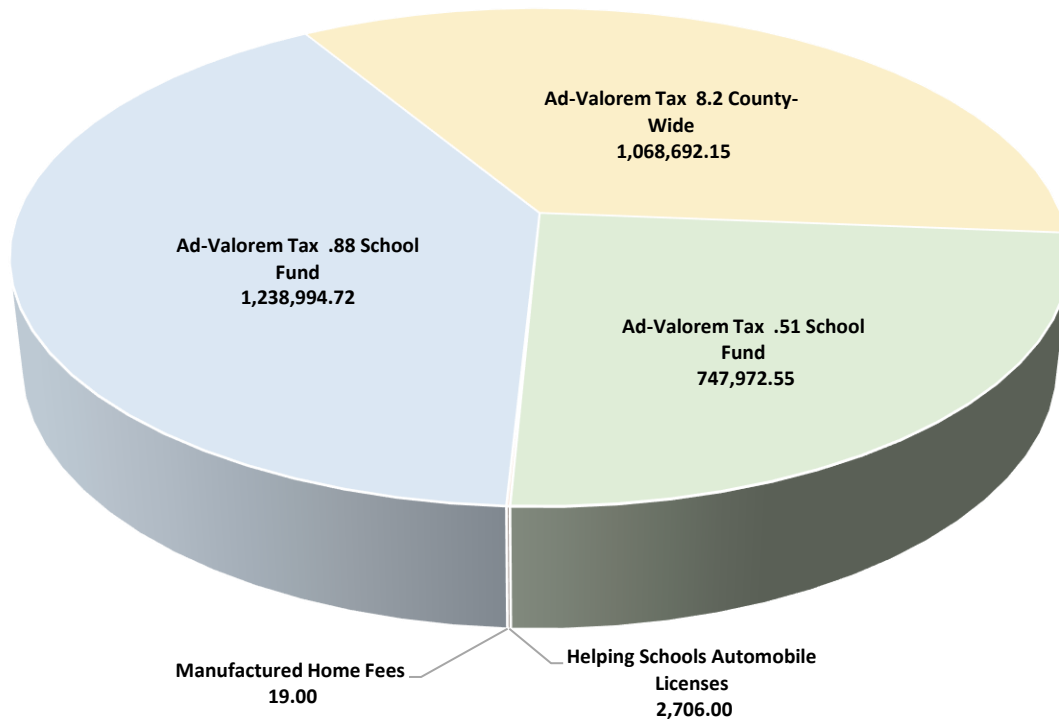
October 1, 2022 through September 30, 2023

<b>Total Assessed Value of all taxable vehicles registered in the City</b>	<b>\$</b>	<b>151,227,520</b>
--	-----------	--------------------

**SOURCE OF REVENUE**

Ad-Valorem Tax .88 School Fund	\$	1,238,994.72
Ad-Valorem Tax 8.2 County-Wide		1,068,692.15
Ad-Valorem Tax .51 School Fund		747,972.55
Helping Schools Automobile Licenses		2,706.00
Manufactured Home Fees		19.00
<b>TOTAL PAID TO HOOVER BOARD OF EDUCATION</b>	<b>\$</b>	<b>3,058,384.42</b>

**Disbursements to the  
Hoover Board of Education  
by Revenue Source  
\$3,058,384.42**



# DISBURSEMENTS TO THE LEEDS BOARD OF EDUCATION

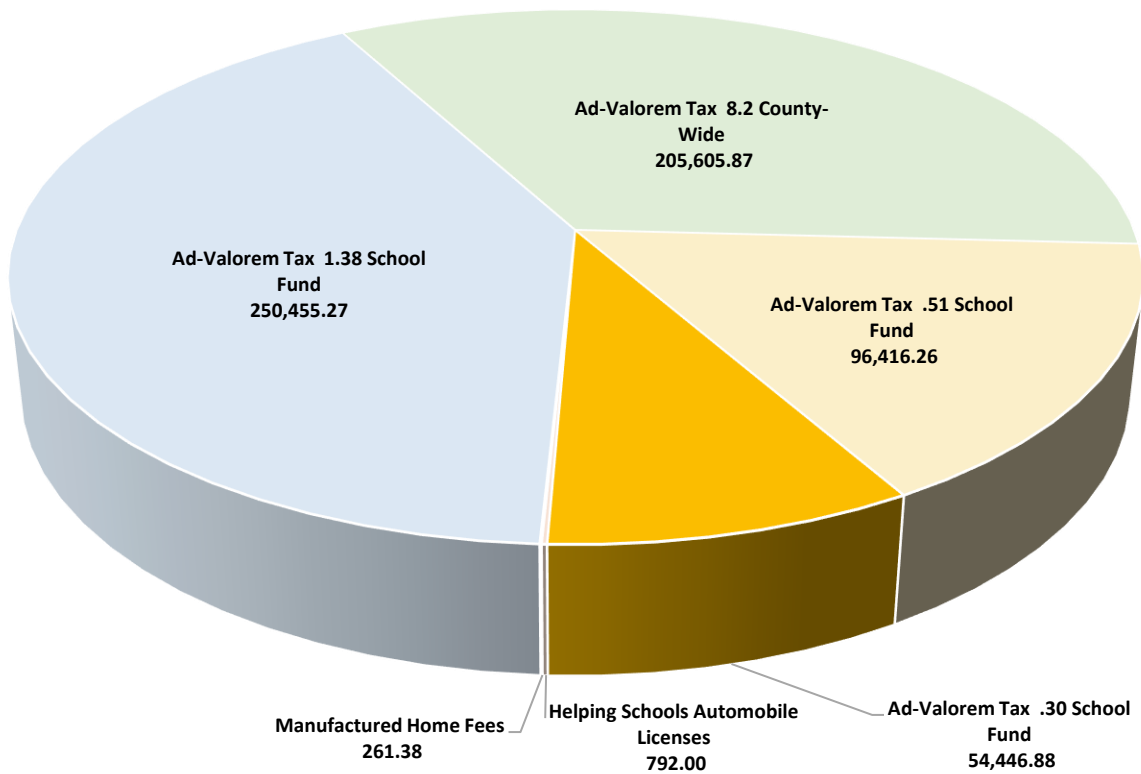
October 1, 2022 through September 30, 2023

<b>Total Assessed Value of all taxable vehicles registered in the City</b>	<b>\$</b>	<b>19,395,340</b>
--	-----------	-------------------

**SOURCE OF REVENUE**

Ad-Valorem Tax 1.38 School Fund	\$	250,455.27
Ad-Valorem Tax 8.2 County-Wide		205,605.87
Ad-Valorem Tax .51 School Fund		96,416.26
Ad-Valorem Tax .30 School Fund		54,446.88
Helping Schools Automobile Licenses		792.00
Manufactured Home Fees		261.38
<b>TOTAL PAID TO LEEDS BOARD OF EDUCATION</b>	<b>\$</b>	<b>607,977.66</b>

**Disbursements to the  
Leeds Board of Education  
by Revenue Source  
\$607,977.66**



# DISBURSEMENTS TO THE MIDFIELD BOARD OF EDUCATION

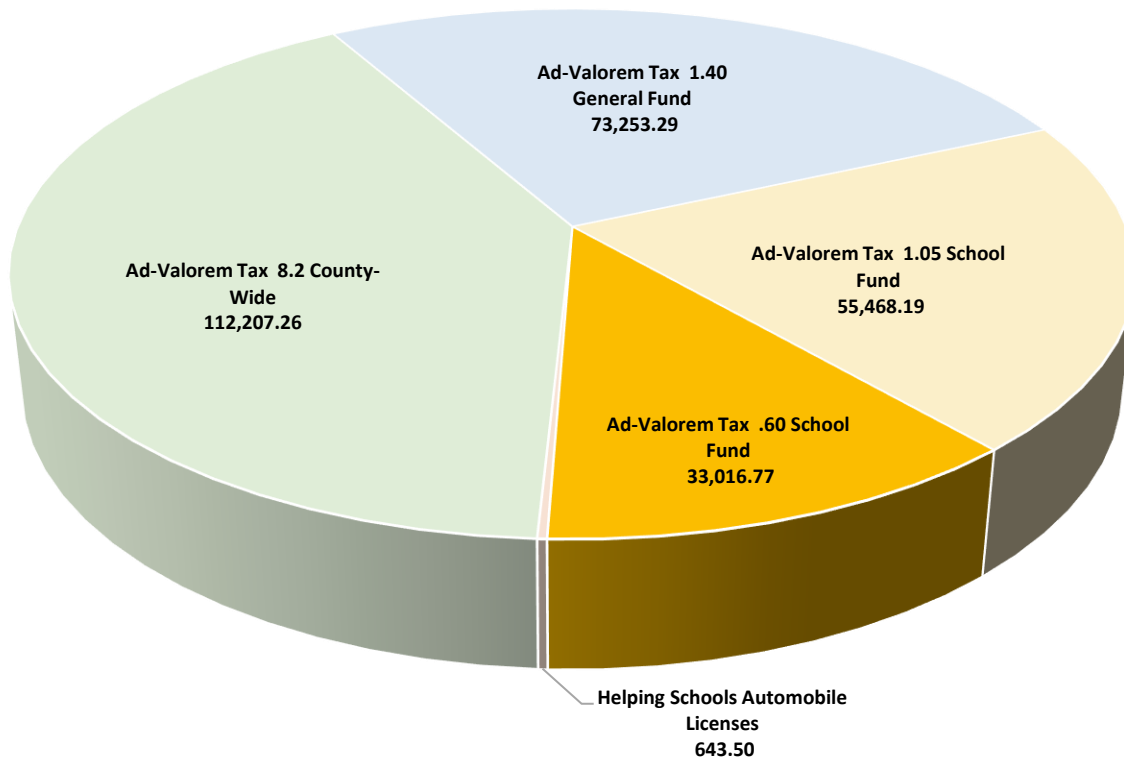
October 1, 2022 through September 30, 2023

<i>Total Assessed Value of all taxable vehicles registered in the City</i>	\$	<b>5,603,300</b>
--	----	------------------

**SOURCE OF REVENUE**

Ad-Valorem Tax 8.2 County-Wide	\$	112,207.26
Ad-Valorem Tax 1.40 General Fund		73,253.29
Ad-Valorem Tax 1.05 School Fund		55,468.19
Ad-Valorem Tax .60 School Fund		33,016.77
Helping Schools Automobile Licenses		643.50
<b>TOTAL PAID TO MIDFIELD BOARD OF EDUCATION</b>	<b>\$</b>	<b>274,589.01</b>

**Disbursements to the  
Midfield Board of Education  
by Revenue Source  
\$274,589.01**



# DISBURSEMENTS TO THE MOUNTAIN BROOK BOARD OF EDUCATION

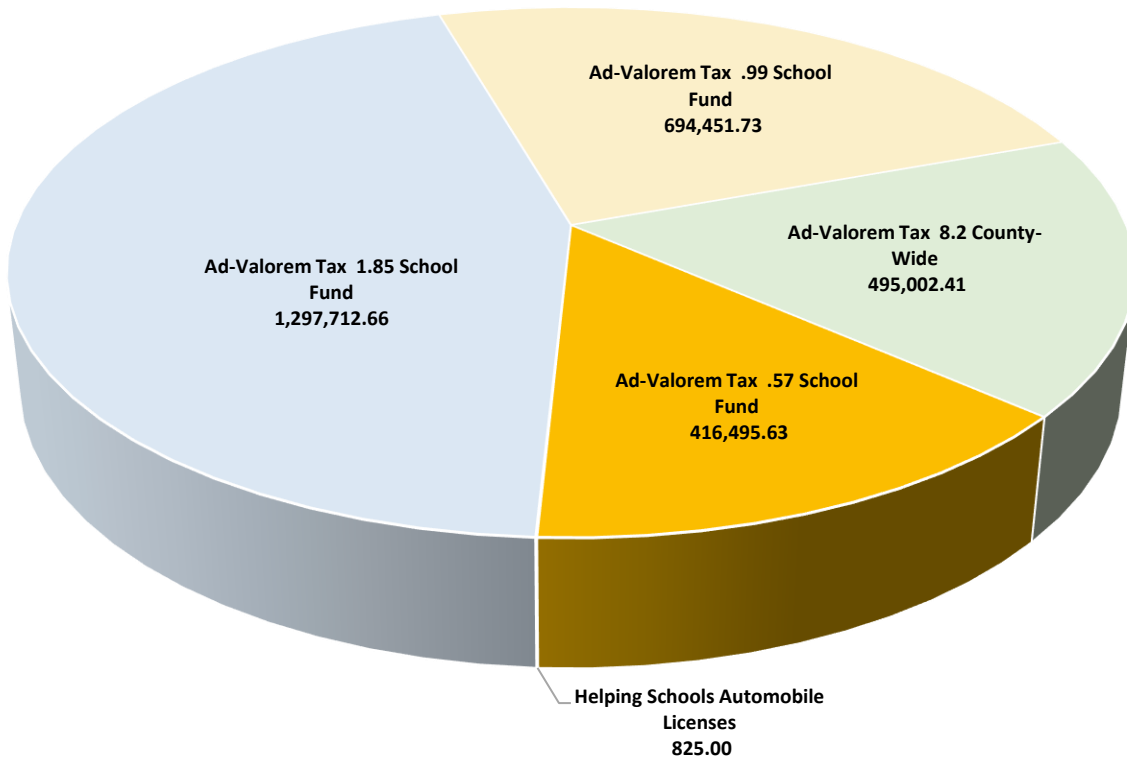
October 1, 2022 through September 30, 2023

<b>Total Assessed Value of all taxable vehicles registered in the City</b>	<b>\$</b>	<b>75,428,980</b>
--	-----------	-------------------

**SOURCE OF REVENUE**

Ad-Valorem Tax 1.85 School Fund	\$	1,297,712.66
Ad-Valorem Tax .99 School Fund		694,451.73
Ad-Valorem Tax 8.2 County-Wide		495,002.41
Ad-Valorem Tax .57 School Fund		416,495.63
Helping Schools Automobile Licenses		825.00
<b>TOTAL PAID TO MOUNTAIN BROOK BOARD OF EDUCATION</b>	<b>\$</b>	<b>2,904,487.43</b>

**Disbursements to the  
Mountain Brook Board of Education  
by Revenue Source  
\$2,904,487.43**





# DISBURSEMENTS TO THE TARRANT BOARD OF EDUCATION

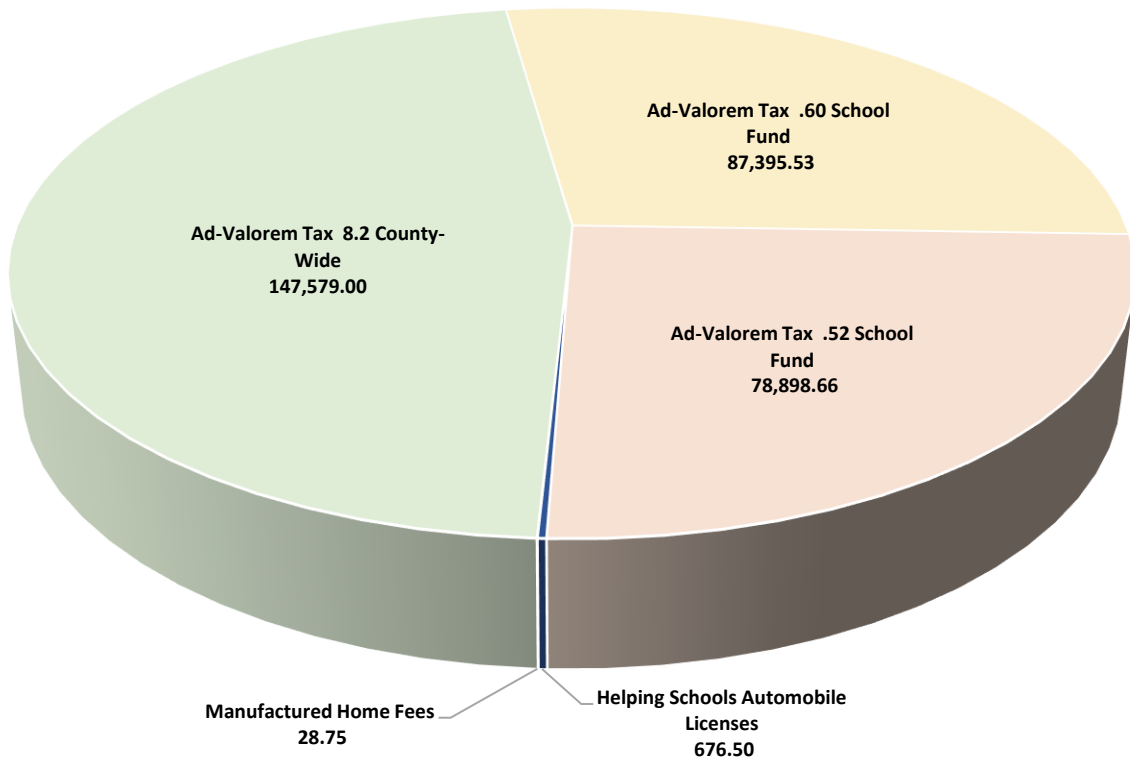
October 1, 2022 through September 30, 2023

<i>Total Assessed Value of all taxable vehicles registered in the City</i>	\$	<b>15,363,440</b>
--	----	-------------------

**SOURCE OF REVENUE**

Ad-Valorem Tax 8.2 County-Wide	\$	147,579.00
Ad-Valorem Tax .60 School Fund		87,395.53
Ad-Valorem Tax .52 School Fund		78,898.66
Helping Schools Automobile Licenses		676.50
Manufactured Home Fees		28.75
<b>TOTAL PAID TO TARRANT BOARD OF EDUCATION</b>	<b>\$</b>	<b>314,578.44</b>

**Disbursements to the  
Tarrant Board of Education  
by Revenue Source  
\$314,578.44**



# DISBURSEMENTS TO THE TRUSSVILLE BOARD OF EDUCATION

October 1, 2022 through September 30, 2023

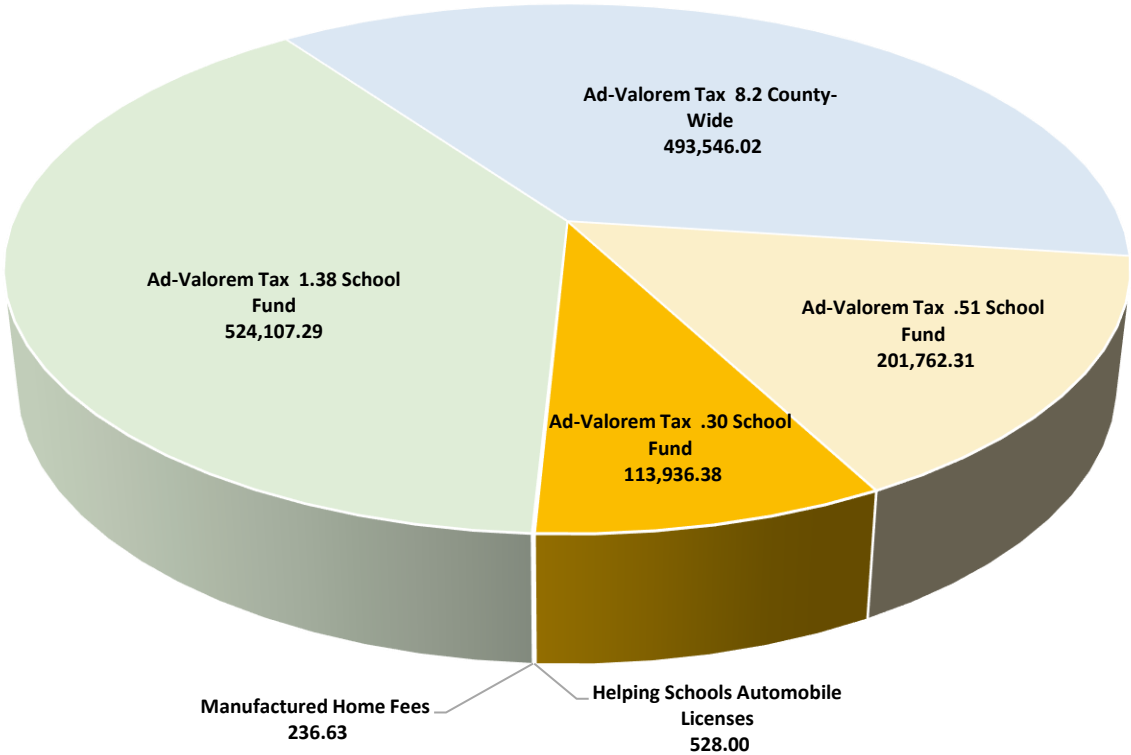
<b>Total Assessed Value of all taxable vehicles registered in the City</b>	<b>\$</b>	<b>40,685,980</b>
--	-----------	-------------------

**SOURCE OF REVENUE**

Ad-Valorem Tax 1.38 School Fund	\$	524,107.29
Ad-Valorem Tax 8.2 County-Wide		493,546.02
Ad-Valorem Tax .51 School Fund		201,762.31
Ad-Valorem Tax .30 School Fund		113,936.38
Helping Schools Automobile Licenses		528.00
Manufactured Home Fees		236.63

<b>TOTAL PAID TO TRUSSVILLE BOARD OF EDUCATION</b>	<b>\$</b>	<b>1,334,116.63</b>
--	-----------	---------------------

**Disbursements to the  
Trussville Board of Education  
by Revenue Source  
\$1,334,116.63**



# DISBURSEMENTS TO THE VESTAVIA HILLS BOARD OF EDUCATION

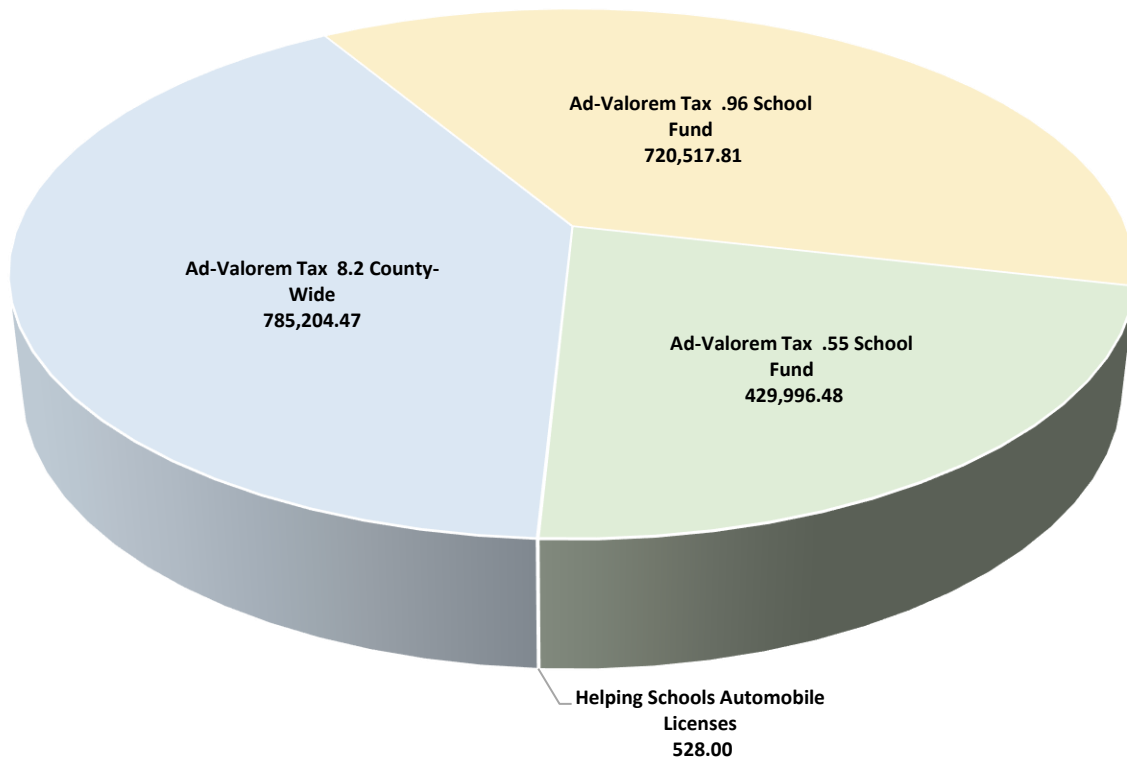
October 1, 2022 through September 30, 2023

<i>Total Assessed Value of all taxable vehicles registered in the City</i>	\$	<b>80,786,680</b>
--	----	-------------------

**SOURCE OF REVENUE**

Ad-Valorem Tax 8.2 County-Wide	\$	785,204.47
Ad-Valorem Tax .96 School Fund		720,517.81
Ad-Valorem Tax .55 School Fund		429,996.48
Helping Schools Automobile Licenses		528.00
<b>TOTAL PAID TO VESTAVIA HILLS BOARD OF EDUCATION</b>	<b>\$</b>	<b><u>1,936,246.76</u></b>

**Disbursements to the  
Vestavia Hills Board of Education  
by Revenue Source  
\$1,936,246.76**



# DISBURSEMENTS TO THE BIRMINGHAM-JEFFERSON CIVIC CENTER AUTHORITY

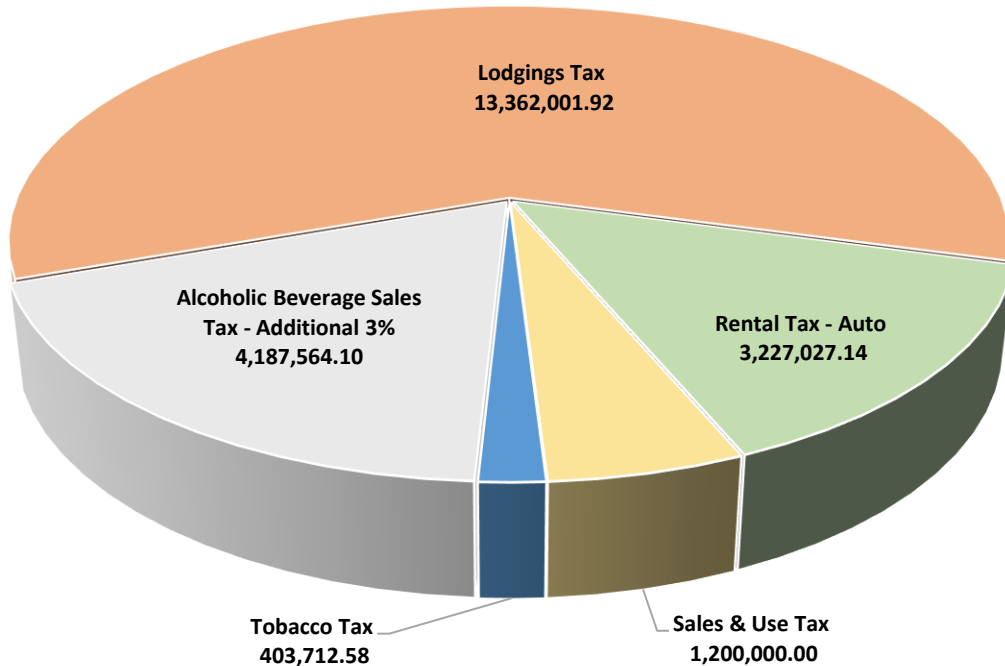
October 1, 2022 through September 30, 2023

## SOURCE OF REVENUE

Lodgings Tax	\$	13,362,001.92
Alcoholic Beverage Sales Tax - Additional 3%		4,187,564.10
Renter's Tax - Auto		3,227,027.14
Sales & Use Tax		1,200,000.00
Tobacco Tax		403,712.58

<b>TOTAL PAID TO BIRMINGHAM-JEFFERSON CIVIC CENTER AUTHORITY</b>	<b>\$</b>	<b><u>22,380,305.74</u></b>
--	-----------	-----------------------------

**Disbursements to the  
Birmingham-Jefferson Civic Center Authority  
by Revenue Source  
\$22,380,305.74**



# DETAILED DISBURSEMENTS TO OTHER AGENCIES

October 1, 2022 through September 30, 2023

**BIRMINGHAM-JEFFERSON COUNTY TRANSIT AUTHORITY**

Source: Beer Tax

\$ 1,980,780.09

**CITIZENSHIP TRUST / STATE VETERANS LIVING AGENCY**

Source: Driver License

\$ 11,877.00

**GREATER BIRMINGHAM CONVENTION AND VISTORS BUREAU**

Source: Lodgings Tax

\$ 9,947,434.86

**JEFFERSON COUNTY FIRE DISTRICTS**

Birminghamport	\$	0.00
Concord		0.00
Forestdale		0.00
McCalla		0.00
Minor Heights		0.00
Mount Olive		0.00
North Smithfield - Greenleaf		0.00
Palmerdale		0.00
Rocky Ridge		0.00
Warrior River		0.00
Wine Ridge		0.00
	<u>\$</u>	<u>0.00</u>

**SPECIAL REVENUE SALES & USE TAX REVENUE ACCOUNT**

	Retail	\$	138,419,730.19
	Automobiles & Boats		1,361,708.71
	From Municipalities		11,311.05
<b>TOTAL PAID TO SPECIAL REVENUE SALES &amp; USE TAX</b>		<u>\$</u>	<u>139,792,749.95</u>

**JEFFERSON COUNTY HEALTH DEPARTMENT**

Source: Sales & Use Tax

\$ 28,849,426.93

**JUVENILE HEALTH CARE BOARD**

Source: Shrine Tags

\$ 1,608.75

**SCHOOL DISTRICTS OUTSIDE JEFFERSON COUNTY**

Source: Auto Licenses-Helping Schools

\$ 3,019.50

**TENTH JUDICIAL CIRCUIT - DISTRICT ATTORNEY'S OFFICE**

Source: Stop Domestic Violence Tags

\$ 3,382.50

# JEFFERSON COUNTY AND MUNICIPALITY POPULATIONS

(According to 2020 Federal Census and Enumerations)

Incorporated areas	Population
Adamsville	4,366
Argo	61
Bessemer	26,019
Birmingham	198,829
Brighton	2,337
Brookside	1,253
Cardiff	52
Center Point	16,406
Clay	10,291
County Line	94
Fairfield	10,000
Fultondale	9,876
Gardendale	16,044
Graysville	1,950
Helena	2,493
Homewood	26,414
Hoover	65,961
Hueytown	16,776
Irondale	13,497
Kimberly	3,841
Lake view	305
Leeds	10,164
Lipscomb	2,086
Maytown	316
Midfield	5,211
Morris	2,259
Mountain Brook	22,461
Mulga	784
North Johns	127
Pinson	7,215
Pleasant Grove	9,544
Sumiton	22
Sylvan Springs	1,653
Tarrant	6,397
Trafford	613
Trussville	24,521
Vestavia Hills	39,062
Warrior	3,224
West Jefferson	417
<b>Total Incorporated Areas</b>	<b>562,941</b>
<b>Total Unincorporated Areas</b>	<b>111,780</b>
<b>TOTAL JEFFERSON COUNTY POPULATION</b>	<b>674,721</b>